335
Hydraulic Excavator

Technical Specifications

Configurations and features may vary by region. Please consult your Cat® dealer for availability in your area.

Table of Contents

Specifications . . . 2

- Engine . . . 2
- Swing Mechanism . . . 2
- Weights . . . 2
- Track . . . 2
- Drive . . . 2
- Hydraulic System . . . 2
- Service Refill Capacities . . . 2
- Air Conditioning System . . . 3
- Standards . . . 3
- Sound Performance . . . 3
- Operating Weights and Ground Pressures . . . 3
- Major Component Weights . . . 4
- Dimensions . . . 5
- Working Ranges and Forces . . . 6
- Blade Dimensions . . . 7
- Reach Boom Lift Capacities . . . 8
- Bucket Specifications and Compatibility . . . 20
- Attachments Offering Guide . . . 28

Standard and Optional Equipment . . . 47

Dealer Installed Kits and Attachments . . . 49

Cab Options . . . 50

335 Hydraulic Excavator Specifications

Engine

Engine Model	Cat® C7.1	
Engine Power – ISO 9249	204 kW	273 hp
Engine Power – ISO 14396	205 kW	275 hp
Bore	105 mm	4 in
Stroke	135 mm	5 in
Displacement	7.01 L	428 in³
Biodiesel Capability	Up to B20[1]	

- Meets U.S. EPA Tier 4 Final and EU Stage V emission standards.
- No engine power derating required below 3,000 m (9,840 ft) altitude. 4600 m (15,090 ft) altitude with engine power derate.
- ISO 9249 is net power available at the flywheel when the engine is equipped with fan, air cleaner, aftertreatment, and alternator with engine speed at 2,200 rpm.

[1] Cat engines are compatible with the following renewable, alternative, and bio-fuels* with lower greenhouse gas emission impact:
✓ Up to B20 biodiesel (FAME)**
✓ Up to 100% HVO and GTL renewable fuels

**Refer to guidelines for successful application. Please consult your Cat dealer or "Caterpillar Machine Fluids Recommendations" (SEBU6250) for details.*

***For use of higher blends, consult your Cat dealer.*

Swing Mechanism

Swing Speed	10.8 rpm	
Maximum Swing Torque	108 kN·m	79,455 lbf-ft

Weights

Operating Weight	36 200 kg	79,900 lb

- Long Undercarriage Reach boom, R3.2 (10'6") stick, HD 1.54 m³ (2.01 yd³) bucket, 850 mm (33") triple grouser shoes and 7.7 mt (16,980 lb) counterweight.

Operating Weight	36 300 kg	80,000 lb

- Long Undercarriage Reach boom, R3.2 (10'6") stick, HD 1.54 m³ (2.01 yd³) bucket, 850 mm (33") triple grouser shoes, 5.0 mt (11,202 lb) counterweight and 3600 mm (11'10") blade.

Operating Weight	35 000 kg	77,200 lb

- Long Undercarriage Reach boom, R3.2 (10'6") stick, HD 1.54 m³ (2.01 yd³) bucket, 600 mm (24") triple grouser shoes and 7.7 mt (16,980 lb) counterweight.

Operating Weight	34 900 kg	77,000 lb

- Long Undercarriage Reach boom, R3.2 (10'6") stick, HD 1.54 m³ (2.01 yd³) bucket, 600 mm (24") triple grouser shoes, 5.0 mt (11,202 lb) counterweight and 3440 mm (11'3") blade.

Track

Optional Track Shoes Width	600 mm	24 in
Optional Track Shoes Width	850 mm	33 in
Number of Shoes (each side)	49	
Number of Track Rollers (each side)	8	
Number of Carrier Rollers (each side)	2	

Drive

Maximum Gradeability	35°/70%	
Maximum Travel Speed	4.7 km/h	2.9 mph
Maximum Drawbar Pull	303 kN	68,117 lbf

Hydraulic System

Main System – Maximum Flow – Implement	560 L/min (280 × 2 pumps)	148 gal/min (74 × 2 pumps)
Maximum Pressure – Equipment – Normal	35 000 kPa	5,075 psi
Maximum Pressure – Equipment – Heavy Lift Mode/Auto Dig Boost	38 000 kPa	5,510 psi
Maximum Pressure – Travel	35 000 kPa	5,075 psi
Maximum Pressure – Swing	28 800 kPa	4,175 psi
Boom Cylinder – Bore	140 mm	5.5 in
Boom Cylinder – Stroke	1407 mm	55.4 in
Stick Cylinder – Bore	160 mm	6.3 in
Stick Cylinder – Stroke	1646 mm	64.8 in
Bucket Cylinder – Bore	145 mm	5.7 in
Bucket Cylinder – Stroke	1156 mm	45.5 in

Service Refill Capacities

Fuel Tank Capacity	368 L	97.2 gal
Cooling System	13 L	3.3 gal
Engine Oil	25 L	6.6 gal
Swing Drive	11 L	2.9 gal
Final Drive (each)	7 L	1.8 gal
Hydraulic System (including tank)	350 L	92.5 gal
Hydraulic Tank	154 L	40.7 gal
DEF Tank	26 L	7 gal

Air Conditioning System

The air conditioning system on this machine contains the fluorinated greenhouse gas refrigerant R134a (Global Warming Potential = 1430). The system contains 0.9 kg of refrigerant, which has a CO_2 equivalent of 1.287 metric tonnes.

Standards

Brakes	ISO 10265:2008
Cab/ROPS	ISO 12117-2:2008
Cab/FOGS (optional)	ISO 10262:1998 Level II

Sound Performance

ISO 6395 (external)	104 dB(A)
ISO 6396 (inside cab)	71 dB(A)

- When properly installed and maintained, the cab offered by Caterpillar, when tested with doors and windows closed according to ANSI/SAE J1166 OCT98, meets OSHA and MSHA requirements for operator sound exposure limits in effect at time of manufacture.
- Hearing protection may be needed when operating with an open operator station and cab (when not properly maintained or doors/windows open) for extended periods or in a noisy environment.

Operating Weights and Ground Pressures

	600 mm (24") Triple Grouser Shoes		850 mm (33") Triple Grouser Shoes	
	Weight	Ground Pressure	Weight	Ground Pressure
	kg (lb)	kPa (psi)	kg (lb)	kPa (psi)
Base machine with 7.7 mt (16,980 lb) Counterweight and Long Undercarriage				
Reach Boom + R3.2CB2 (10'6") Stick + 1.54 m^3 (2.01 yd^3) HD Bucket	35 000 (77,200)	65.2 (9.5)	36 200 (79,900)	47.6 (6.9)
Base machine with 5.0 mt (11,020 lb) Counterweight and Long Undercarriage				
Reach Boom + R3.2CB2 (10'6") Stick + 1.76 m^3 (2.01 yd^3) HD Bucket + 3440 mm (11'3") Blade	34 900 (77,000)	65.0 (9.4)	–	–
Base machine with 5.0 mt (11,020 lb) Counterweight and Long Undercarriage				
Reach Boom + R3.2CB2 (10'6") Stick + 1.54 m^3 (2.01 yd^3) HD Bucket + 3600 mm (11'10") Blade	–	–	36,300 (80,000)	47.8 (6.9)

All operating weights include a 90% fuel tank with 75 kg (165 lb) operator.

Major Component Weights

	kg	lb
Base Machine (with upper frame, long undercarriage, counterweight and two boom cylinders – does not include boom, stick, bucket, stick cylinder, bucket cylinder, tracks, blade, 90% fuel tank and 75 kg [165 lb] operator).		
With 5.0 mt (11,020 lb) counterweight for use with 3440 mm (11'3") or 3600 mm (11'10") Blade	23 180	51,110
With 7.7 mt (16,980 lb) counterweight for use without Blade	24 950	55,010
Track Shoes:		
600 mm (24") Width, 11 mm (0.43") Thick Triple Grouser Track Shoes	4090	9,020
850 mm (33") Width, 13 mm (0.51") Thick Triple Grouser Track Shoes with Step Extension for ISO 2867	5310	11,720
Two Boom Cylinders	490	1,080
Weight of 90% Fuel Tank and 75 kg (165 lb) Operator	360	790
Counterweights:		
5.0 mt (11,020 lb) Counterweight for use with 3440 mm (11'3") or 3600 mm (11'10") Blade	5000	11,020
7.7 mt (16,980 lb) Counterweight for use without Blade	7700	16,980
Boom (including lines, pins, stick cylinder):		
Reach Boom 6.15 m (20'2")	2660	5,870
Sticks (including lines, pins, bucket cylinder, bucket linkage):		
Reach Stick R3.2CB2 (10'6")	1680	3,690
Reach Stick R3.75CB2 (12'4")	1730	3,810
Blades:		
3440 mm (11'3") Blade for use with 600 mm (24") Triple Grouser Track Shoes	1680	3,710
3600 mm (11'10") Blade for use with 850 mm (33") Triple Grouser Track Shoes	1810	3,990
Buckets (without linkage, with tips and side-cutters):		
0.91 m^3 (1.19 yd^3) HD	990	2,190
1.12 m^3 (1.46 yd^3) HD	1090	2,400
1.33 m^3 (1.74 yd^3) HD	1160	2,560
1.54 m^3 (2.01 yd^3) HD	1260	2,780
1.73 m^3 (2.26 yd^3) HD	1290	2,850
Quick Couplers:		
Pin Grabber QC CB with Pins	530	1,180
Pin Grabber QC CB without Pins	430	960

Dimensions

All dimensions are approximate and may vary depending on bucket selection.

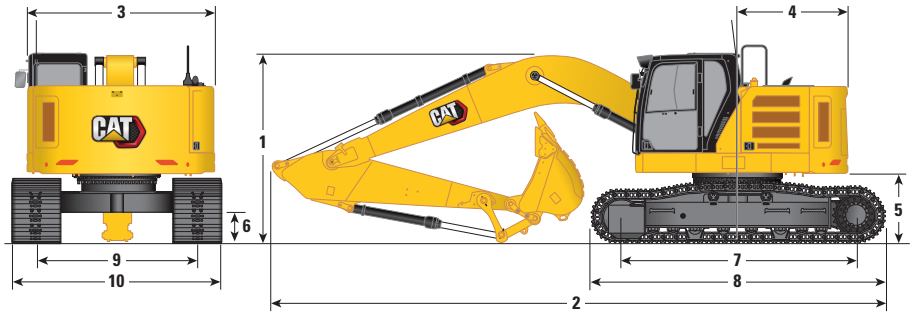

Boom Option	Reach Boom 6.15 m (20'2")			
Stick Options	Reach Stick			
	R3.2CB2 (10'6")		R3.75CB2 (12'4")	
1 Machine Height:				
Cab Height	3270 mm	10'9"	3270 mm	10'9"
FOGS Height	3420 mm	11'2"	3420 mm	11'2"
Handrails Height	3430 mm	11'3"	3430 mm	11'3"
With Boom/Stick/Bucket/QC Installed	3580 mm[1]	11'9"[1]	3690 mm	12'1"
With Boom/Stick/Bucket Installed	3400 mm	11'2"	3690 mm	12'2"
With Boom/Stick Installed	3320 mm	10'11"	3530 mm	11'7"
With Boom Installed	2800 mm	9'2"	2800 mm	9'2"
2 Machine Length:				
With Boom/Stick/Bucket/QC Installed	9850 mm[2]	32'4"[2]	9870 mm	32'5"
With Boom/Stick/Bucket Installed	9830 mm	32'3"	9870 mm	32'5"
With Boom/Stick Installed	9810 mm	32'2"	9860 mm	32'4"
With Boom Installed	8580 mm	28'2"	8580 mm	28'2"
Track Length	5030 mm	16'6"	5030 mm	16'6"
Track Length (with blade)	5740 mm	18'10"	5740 mm	18'10"
3 Upperframe Width	3250 mm	10'8"	3250 mm	10'8"
4 Tail Swing Radius	1900 mm	6'3"	1900 mm	6'3"
5 Counterweight Clearance	1170 mm	3'10"	1170 mm	3'10"
6 Ground Clearance	480 mm	1'7"	480 mm	1'7"
7 Track Length:				
Length to Center of Rollers	4040 mm	13'3"	4040 mm	13'3"
8 Crawler Overall Length	5030 mm	16'6"	5030 mm	16'6"
9 Track Gauge	2740 mm	9'0"	2740 mm	9'0"
10 Machine Width:				
600 mm (24") Shoes	3340 mm	10'11"	3340 mm	10'11"
850 mm (33") Shoes	3590 mm	11'9"	3590 mm	11'9"
Machine Width with Blade:				
With 3440 mm (11'3") Blade and 600 mm (24") TG Shoe	3440 mm	11'3"	3440 mm	11'3"
With 3600 mm (11'10") Blade and 850 mm (33") TG Shoe	3600 mm	11'10"	3600 mm	11'10"
Bucket Type	HD		HD	
Bucket Capacity	1.54 m^3 [3]	2.01 yd^3 [3]	1.54 m^3 [3]	2.01 yd^3 [3]
Bucket Tip Radius	1662 mm	5'5"	1662 mm	5'5"

[1] 3520 mm (11'7") for 335 models sold in Europe
[2] 9830 mm (32'3") for 335 models sold in Europe
[3] 1.76 m^3 (2.30 yd^3) for 335 models sold in Europe

335 Hydraulic Excavator Specifications

Working Ranges and Forces

All dimensions are approximate and may vary depending on bucket selection.

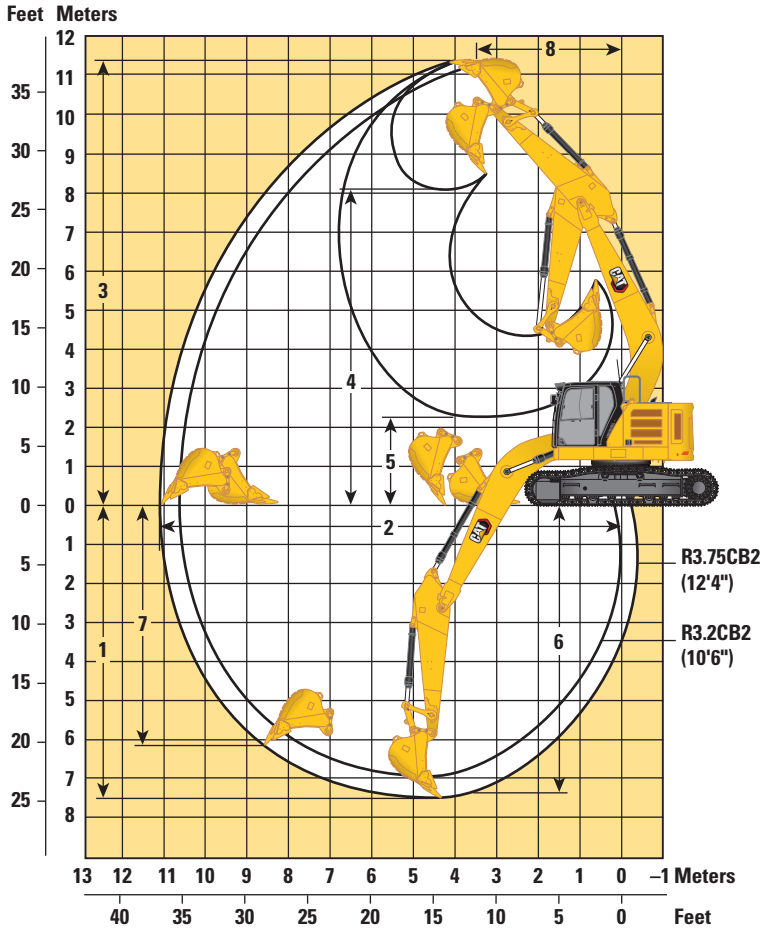

Boom Option	Reach Boom 6.15 m (20'2")			
Stick Options	Reach Stick			
	R3.2CB2 (10'6")		R3.75CB2 (12'4")	
1 Maximum Digging Depth	6990 mm	22'11"	7540 mm	24'9"
2 Maximum Reach at Ground Line	10 640 mm	34'11"	11 150 mm	36'7"
3 Maximum Cutting Height	11 150 mm	36'7"	11 400 mm	37'5"
4 Maximum Loading Height	7960 mm	26'1"	8220 mm	27'0"
5 Minimum Loading Height	2910 mm	9'7"	2370 mm	7'9"
6 Maximum Depth Cut for 2440 mm (8'0") Level Bottom	6840 mm	22'5"	7400 mm	24'3"
7 Maximum Vertical Wall Digging Depth	5790 mm	19'0"	6230 mm	20'5"
8 Minimum Working Equipment Radius	3410 mm	11'2"	3450 mm	11'4"
Bucket Digging Force*	207 kN	46,482 lbf	207 kN	46,482 lbf
Stick Digging Force*	144 kN	32,319 lbf	130 kN	29,207 lbf
Bucket Type	HD		HD	
Bucket Capacity	1.54 m³	2.01 yd³	1.54 m³	2.01 yd³
Bucket Tip Radius	1662 mm	5'5"	1662 mm	5'5"

*8.5% Auto Dig Boost pressure not included.

Blade Dimensions

All dimensions are approximate.

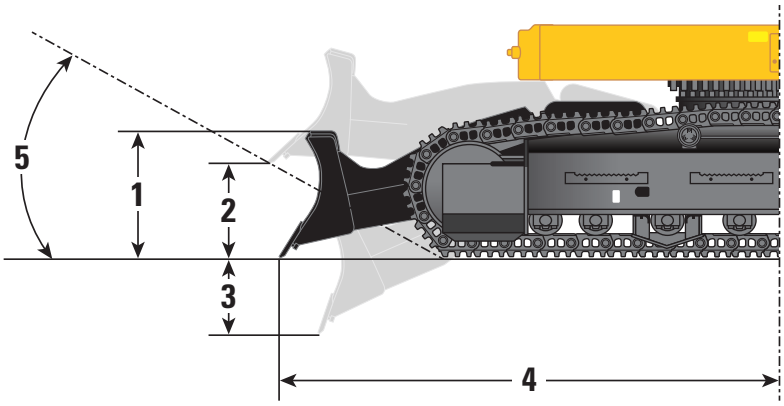

Blade Options	3440 mm (11'3")		3600 mm (11'10")	
Track Shoe Width	**600 mm (24")**		**850 mm (33")**	
1 Blade Moldboard Height	840 mm	2'9"	840 mm	2'9"
2 Blade Maximum Cutting Edge Rise	470 mm	1'6"	470 mm	1'6"
3 Blade Minimum Cutting Edge Depth	240 mm	10"	240 mm	10"
4 Blade Edge from Machine Center	3220 mm	10'7"	3220 mm	10'7"
5 Ramp Angle	20.8°		20.8°	
Blade Down Force – Ground Level	175 kN	39.3 klbf	175 kN	39.3 klbf
Blade Down Force – Maximum	179.8 kN	40.4 klbf	179.8 kN	40.4 klbf

335 Hydraulic Excavator Specifications

Reach Boom Lift Capacities – Counterweight: 7.7 mt (16,980 lb) – without Bucket, Heavy Lift: On

Long Undercarriage

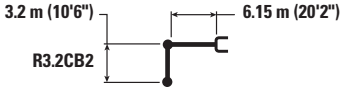

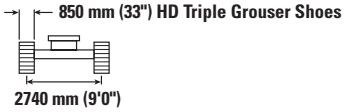

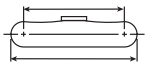

		1.5 m/5.0 ft		3.0 m/10.0 ft		4.5 m/15.0 ft		6.0 m/20.0 ft		7.5 m/25.0 ft		9.0 m/30.0 ft				
																mm ft/in
9.0 **30'0"**	kg **lb**							*7450	*7450					*7250 ***16,150**	*7250 ***16,150**	6.04 **19'3"**
7.5 m **25.0 ft**	kg **lb**							*8000 ***17,600**	*8000 ***17,600**					*6500 ***14,450**	6350 **14,300**	7.44 **24'1"**
6.0 m **20.0 ft**	kg **lb**							*8500 ***18,450**	*8500 ***18,450**	*7950 ***17,400**	6250 **13,450**			*6250 ***13,800**	5250 **11,650**	8.33 **27'2"**
4.5 m **15.0 ft**	kg **lb**			*16 950 ***35,950**	*16 950 ***35,950**	*11 750 ***25,250**	*11 750 ***25,250**	*9550 ***20,700**	8600 **18,550**	*8400 ***18,250**	6100 **13,100**			*6250 ***13,800**	4650 **10,250**	8.88 **29'0"**
3.0 m **10.0 ft**	kg **lb**					*14 550 ***31,300**	12 550 **27,050**	*10 850 ***23,500**	8200 **17,600**	*9000 ***19,550**	5900 **12,650**	6950 ***14,300**	4450 **9,550**	*6450 ***14,200**	4350 **9,550**	9.16 **30'0"**
1.5 m **5.0 ft**	kg **lb**					*16 500 ***35,700**	11 800 **25,400**	*11 950 ***25,850**	7800 **16,800**	9000 **19,300**	5700 **12,250**	6850 **14,750**	4350 **9,400**	6650 **14,650**	4250 **9,350**	9.17 **30'1"**
0 m **0 ft**	kg **lb**			*7250 ***16,550**	*7250 ***16,550**	*17 050 ***36,900**	11 450 **24,600**	12 350 **26,500**	7550 **16,250**	8800 **18,950**	5550 **11,900**			6850 **15,100**	4350 **9,550**	8.94 **29'3"**
–1.5 m **–5.0 ft**	kg **lb**	*8950 ***20,000**	*8950 ***20,000**	*13 550 ***30,750**	*13 550 ***30,750**	*16 350 ***35,450**	11 350 **24,450**	12200 **26,250**	7450 **16,000**	8750 **18,850**	5500 **11,800**			7450 **16,400**	4700 **10,350**	8.43 **27'7"**
–3.0 m **–10.0 ft**	kg **lb**			*19 600 ***42,450**	*19 600 ***42,450**	*14 600 ***31,550**	11 450 **24,650**	*11 100 ***23,900**	7500 **16,100**	*8200	5550			*8000 ***17,650**	5450 **12,100**	7.59 **24'9"**
–4.5 m **–15.0 ft**	kg **lb**			*14 650 ***31,350**	*14 650 ***31,350**	*11 300 ***24,050**	*11 300 ***24,050**	*8200 ***16,950**	7700 **16,700**					*7500 ***16,350**	7300 **16,350**	6.28 **20'3"**

* **ISO 10567**

* Indicates that the load is limited by hydraulic lifting capacity rather than tipping load. The above loads are in compliance with hydraulic excavator lift capacity standard ISO 10567:2007. They do not exceed 87% of hydraulic lifting capacity or 75% of tipping load. Weight of all lifting accessories must be deducted from the above lifting capacities. Lifting capacities are based on the machine standing on a firm, uniform supporting surface. The use of a work tool attachment point to handle/lift objects, could affect the machine lift performance.

Lift capacity stays with ±5% for all available track shoes.

Always refer to the appropriate Operation and Maintenance Manual for specific product information.

Reach Boom Lift Capacities – Counterweight: 7.7 mt (16,980 lb) – without Bucket, Heavy Lift: On

Long Undercarriage

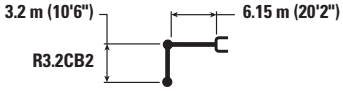

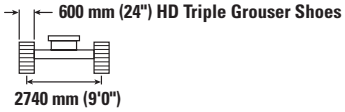

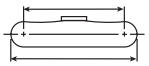

		1.5 m/5.0 ft		3.0 m/10.0 ft		4.5 m/15.0 ft		6.0 m/20.0 ft		7.5 m/25.0 ft		9.0 m/30.0 ft				
																mm **ft/in**
9.0 **30'0"**	kg **lb**							*7450	*7450					*7250 ***16,150**	*7250 ***16,150**	6.04 **19'3"**
7.5 m **25.0 ft**	kg **lb**							*8000 ***17,600**	*8000 ***17,600**					*6500 ***14,450**	6150 **13,800**	7.44 **24'1"**
6.0 m **20.0 ft**	kg **lb**							*8500 ***18,450**	*8500 ***18,450**	*7950 ***17,400**	6050 **12,950**			*6250 ***13,800**	5050 **11,200**	8.33 **27'2"**
4.5 m **15.0 ft**	kg **lb**			*16 950 ***35,950**	*16 950 ***35,950**	*11 750 ***25,250**	*11 750 ***25,250**	*9550 ***20,700**	8300 **17,900**	*8400 ***18250**	5900 **12,650**			*6250 ***13,800**	4450 **9,850**	8.88 **29'0"**
3.0 m **10.0 ft**	kg **lb**					*14 550 ***31,300**	12 100 **26,100**	*10 850 ***23,500**	7900 **17,000**	8850 **19,050**	5650 **12,200**	6700 ***14,300**	4300 **9,200**	*6450 ***14,200**	4150 **9,150**	9.16 **30'0"**
1.5 m **5.0 ft**	kg **lb**					*16 500 ***35,700**	11 350 **24,450**	*11 950 ***25,850**	7500 **16,150**	8650 **18,600**	5450 **11,750**	6600 **14,150**	4200 **9,000**	6400 **14,100**	4050 **8,950**	9.17 **30'1"**
0 m **0 ft**	kg **lb**			*7250 ***16,550**	*7250 ***16,550**	*17 050 ***36,900**	11 000 **23,650**	11 900 **25,500**	7250 **15,600**	8500 **18,250**	5300 **11,450**			6600 **14,500**	4150 **9,150**	8.94 **29'3"**
–1.5 m **–5.0 ft**	kg **lb**	*8950 ***20,000**	*8950 ***20,000**	*13 550 ***30,750**	*13 550 ***30,750**	*16 350 ***35,450**	10 950 **23,450**	11 750 **25,250**	7150 **15,350**	8400 **18,100**	5250 **11,300**			7150 **15,750**	4500 **9,950**	8.43 **27'7"**
–3.0 m **–10.0 ft**	kg **lb**			*19 600 ***42,450**	*19 600 ***42,450**	*14 600 ***31,550**	11 050 **23,700**	*11 100 ***23,900**	7200 **15,450**	*8200	5300			*8000 ***17,650**	5250 **11,650**	7.59 **24'9"**
–4.5 m **–15.0 ft**	kg **lb**			*14 650 ***31,350**	*14 650 ***31,350**	*11 300 ***24,050**	*11 300 ***24,050**	*8200 ***16,950**	7400 **16,050**					*7500 ***16,350**	7000 **15,700**	6.28 **20'3"**

* **ISO 10567**

* Indicates that the load is limited by hydraulic lifting capacity rather than tipping load. The above loads are in compliance with hydraulic excavator lift capacity standard ISO 10567:2007. They do not exceed 87% of hydraulic lifting capacity or 75% of tipping load. Weight of all lifting accessories must be deducted from the above lifting capacities. Lifting capacities are based on the machine standing on a firm, uniform supporting surface. The use of a work tool attachment point to handle/lift objects, could affect the machine lift performance.

Lift capacity stays with ±5% for all available track shoes.

Always refer to the appropriate Operation and Maintenance Manual for specific product information.

335 Hydraulic Excavator Specifications

Reach Boom Lift Capacities – Counterweight: 7.7 mt (16,980 lb) – without Bucket, Heavy Lift: On

Long Undercarriage

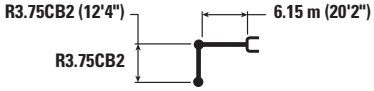

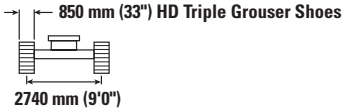

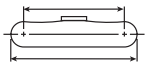

		1.5 m/5.0 ft		3.0 m/10.0 ft		4.5 m/15.0 ft		6.0 m/20.0 ft		7.5 m/25.0 ft		9.0 m/30.0 ft				
																mm ft/in
9.0 30'0"	kg lb							 *16,500	 *16,500					*6050 *13,500	*6050 *13,500	6.78 21'8"
7.5 m 25.0 ft	kg lb									*7200 *15,100	6350 13,600			*5550 *12,250	*5550 *12,250	8.04 26'1"
6.0 m 20.0 ft	kg lb							*7700 *16,750	*7700 *16,750	*7300 *16,000	6300 13,500			*5350 *11,800	4700 10,450	8.88 28'11"
4.5 m 15.0 ft	kg lb					*10 500 *22,550	*10 500 *22,550	*8800 *19,050	8700 18,700	*7850 *17,050	6100 13,150	7050 *14,600	4550 9,750	*5400 *11,800	4200 9,300	9.39 30'8"
3.0 m 10.0 ft	kg lb					*13 400 *28,800	12 750 27,500	*10 200 *22,000	8250 17,750	*8550 *18,550	5900 12,650	6950 14,900	4450 9,500	*5550 *12,200	3950 8,700	9.65 31'7"
1.5 m 5.0 ft	kg lb					*15 750 *34,000	11 900 25,550	*11 450 *24,750	7800 16,800	8950 19,250	5650 12,150	6800 14,600	4300 9,250	*5900 *12,950	3850 8,500	9.67 31'8"
0 m 0 ft	kg lb			*8300 *18,950	*8300 *18,950	*16 800 *36,350	11 400 24,450	*12 200 26,400	7500 16,100	8750 18,800	5450 11,750	6700 14,400	4200 9,050	6250 13,750	3950 8,650	9.45 30'11"
–1.5 m –5.0 ft	kg lb	*8350 *18,600	*8350 *18,600	*12 900 *29,200	*12 900 *29,200	*16 600 *35,950	11 200 24,050	12 100 26,000	7300 15,750	8650 18,600	5350 11,550			6700 14,800	4200 9,300	8.97 29'4"
–3.0 m –10.0 ft	kg lb	*13 400 *30,050	*13 400 *30,050	*19 150 *43,450	*19 150 *43,450	*15 250 *33,000	11 250 24,150	*11 500 *24,800	7300 15,750	8650 18,600	5350 11,550			*7600 *16,800	4800 10,650	8.18 26'8"
–4.5 m –15.0 ft	kg lb			*17 050 *36,600	*17 050 *36,600	*12 650 *27,050	11 450 24,650	*9450 *20,050	7450 16,100					*7400 *16,200	6100 13,600	6.99 22'8"

* ISO 10567

* Indicates that the load is limited by hydraulic lifting capacity rather than tipping load. The above loads are in compliance with hydraulic excavator lift capacity standard ISO 10567:2007. They do not exceed 87% of hydraulic lifting capacity or 75% of tipping load. Weight of all lifting accessories must be deducted from the above lifting capacities. Lifting capacities are based on the machine standing on a firm, uniform supporting surface. The use of a work tool attachment point to handle/lift objects, could affect the machine lift performance.

Lift capacity stays with ±5% for all available track shoes.

Always refer to the appropriate Operation and Maintenance Manual for specific product information.

Reach Boom Lift Capacities – Counterweight: 7.7 mt (16,980 lb) – without Bucket, Heavy Lift: On

Long Undercarriage

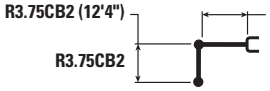

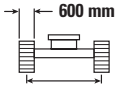

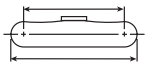

		1.5 m/5.0 ft		3.0 m/10.0 ft		4.5 m/15.0 ft		6.0 m/20.0 ft		7.5 m/25.0 ft		9.0 m/30.0 ft				
																mm **ft/in**
9.0 **30'0"**	kg **lb**							***16,500**	***16,500**					*6050 ***13,500**	*6050 ***13,500**	6.78 **21'8"**
7.5 m **25.0 ft**	kg **lb**									*7200 ***15,100**	6150 **13,150**			*5550 ***12,250**	5400 **12,150**	8.04 **26'1"**
6.0 m **20.0 ft**	kg **lb**							*7700 ***16,750**	*7700 ***16,750**	*7300 ***16,000**	6100 **13,050**			*5350 ***11,800**	4550 **10,050**	8.88 **28'11"**
4.5 m **15.0 ft**	kg **lb**					*10 500 ***22,550**	*10 500 ***22,550**	*8800 ***19,050**	8400 **18,100**	*7850 ***17,050**	5900 **12,650**	6800 **14,550**	4350 **9,350**	*5400 ***11,800**	4050 **8,950**	9.39 **30'8"**
3.0 m **10.0 ft**	kg **lb**					*13 400 ***28,800**	12 300 **26,550**	*10 200 ***22,000**	7950 **17,100**	*8550 ***18,550**	5650 **12,150**	6650 **14,300**	4250 **9,100**	*5550 ***12,200**	3800 **8,350**	9.65 **31'7"**
1.5 m **5.0 ft**	kg **lb**					*15 750 ***34,000**	11 450 **24,600**	*11 450 ***24,750**	7500 **16,150**	8600 **18,500**	5400 **11,650**	6550 **14,050**	4150 **8,850**	5850 **12,900**	3700 **8,150**	9.67 **31'8"**
0 m **0 ft**	kg **lb**			*8300 ***18,950**	*8300 ***18,950**	*16 800 ***36,350**	10 950 **23,500**	11 800 **25,400**	7200 **15,450**	8400 **18,100**	5250 **11,250**	6450 **13,850**	4050 **8,650**	6000 **13,200**	3750 **8,300**	9.45 **30'11"**
–1.5 m **–5.0 ft**	kg **lb**	*8350 ***18,600**	*8350 ***18,600**	*12 900 ***29,200**	*12 900 ***29,200**	*16 600 ***35,950**	10 750 **23,100**	11 650 **25,000**	7000 **15,100**	8300 **17,850**	5150 **11,050**			6450 **14,200**	4050 **8,900**	8.97 **29'4"**
–3.0 m **–10.0 ft**	kg **lb**	*13 400 ***30,050**	*13 400 ***30,050**	*19 150 ***43,450**	*19 150 ***43,450**	*15 250 ***33,000**	10 800 **23,200**	*11 500 ***24,800**	7000 **15,100**	8300 **17,900**	5150 **11,100**			7350 **16,300**	4600 **10,200**	8.18 **26'8"**
–4.5 m **–15.0 ft**	kg **lb**			*17 050 ***36,600**	*17 050 ***36,600**	*12 650 ***27,050**	11 000 **23,700**	*9450 ***20,050**	7150 **15,450**					*7400 ***16,200**	5850 **13,050**	6.99 **22'8"**

* **ISO 10567**

* Indicates that the load is limited by hydraulic lifting capacity rather than tipping load. The above loads are in compliance with hydraulic excavator lift capacity standard ISO 10567:2007. They do not exceed 87% of hydraulic lifting capacity or 75% of tipping load. Weight of all lifting accessories must be deducted from the above lifting capacities. Lifting capacities are based on the machine standing on a firm, uniform supporting surface. The use of a work tool attachment point to handle/lift objects, could affect the machine lift performance.

Lift capacity stays with ±5% for all available track shoes.

Always refer to the appropriate Operation and Maintenance Manual for specific product information.

335 Hydraulic Excavator Specifications

Reach Boom Lift Capacities – Counterweight: 5.0 mt (11,023 lb) – without Bucket, Heavy Lift: On, Blade Up

Long Undercarriage, 3600 mm (11'10") Blade

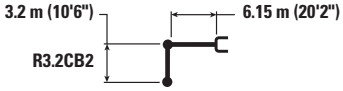

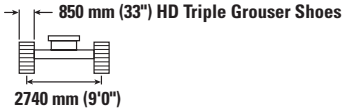

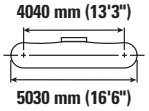

		1.5 m/5.0 ft		3.0 m/10.0 ft		4.5 m/15.0 ft		6.0 m/20.0 ft		7.5 m/25.0 ft		9.0 m/30.0 ft				
																mm **ft/in**
9.0 **30'0"**	kg **lb**							*7450	*7450					*7250 ***16,150**	*7250 ***16,150**	6.04 **19'3"**
7.5 m **25.0 ft**	kg **lb**							*8000 ***17,600**	*8000 ***17,600**					*6500 ***14,450**	5850 **13,100**	7.44 **24'1"**
6.0 m **20.0 ft**	kg **lb**							*8500 ***18,450**	8300 **17,800**	*7950 ***17,400**	5750 **12,300**			*6250 ***13,800**	4800 **10,600**	8.33 **27'2"**
4.5 m **15.0 ft**	kg **lb**			*16 950 ***35,950**	*16 950 ***35,950**	*11 750 ***25,250**	*11 750 ***25,250**	*9550 ***20,700**	7950 **17,050**	8050 **17,250**	5600 **12,000**			6050 **13,400**	4200 **9,300**	8.88 **29'0"**
3.0 m **10.0 ft**	kg **lb**					*14 550 ***31,300**	11 500 **24,850**	*10 850 ***23,500**	7500 **16,150**	7800 **16,750**	5350 **11,550**	5850 **12,550**	4050 **8,650**	5700 **12,550**	3950 **8,650**	9.16 **30'0"**
1.5 m **5.0 ft**	kg **lb**					*16 500 ***35,700**	10 750 **23,200**	10 700 **23,000**	7100 **15,300**	7600 **16,300**	5150 **11,100**	5750 **12,350**	3950 **8,500**	5600 **12,300**	3850 **8,450**	9.17 **30'1"**
0 m **0 ft**	kg **lb**			*7250 ***16,550**	*7250 ***16,550**	16 900 **36,200**	10 400 **22,400**	10 400 **22,350**	6850 **14,750**	7400 **15,950**	5000 **10,800**			5750 **12,650**	3950 **8,650**	8.94 **29'3"**
–1.5 m **–5.0 ft**	kg **lb**	*8950 ***20,000**	*8950 ***20,000**	*13 550 ***30,750**	*13 550 ***30,750**	*16 350 ***35,450**	10 350 **22,200**	10 300 **22,100**	6750 **14,550**	7350 **15,800**	4950 **10,650**			6250 **13,750**	4250 **9,350**	8.43 **27'7"**
–3.0 m **–10.0 ft**	kg **lb**			*19 600 ***42,450**	*19 600 ***42,450**	*14 600 ***31,550**	10 450 **22,450**	10 350 **22,200**	6800 **14,650**	7450	5050			7300 **16,200**	4950 **11,000**	7.59 **24'9"**
–4.5 m **–15.0 ft**	kg **lb**			*14 650 ***31,350**	*14 650 ***31,350**	*11 300 ***24,050**	10 750 **23,100**	*8200 ***16,950**	7050 **15,200**					*7500 ***16,350**	6650 **14,900**	6.28 **20'3"**

* **ISO 10567**

* Indicates that the load is limited by hydraulic lifting capacity rather than tipping load. The above loads are in compliance with hydraulic excavator lift capacity standard ISO 10567:2007. They do not exceed 87% of hydraulic lifting capacity or 75% of tipping load. Weight of all lifting accessories must be deducted from the above lifting capacities. Lifting capacities are based on the machine standing on a firm, uniform supporting surface. The use of a work tool attachment point to handle/lift objects, could affect the machine lift performance.

Lift capacity stays with ±5% for all available track shoes.

Always refer to the appropriate Operation and Maintenance Manual for specific product information.

Reach Boom Lift Capacities – Counterweight: 5.0 mt (11,023 lb) – without Bucket, Heavy Lift: On, Blade Down

Long Undercarriage, 3600 mm (11'10") Blade

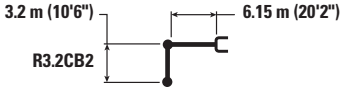

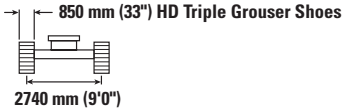

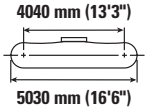

		1.5 m/5.0 ft		3.0 m/10.0 ft		4.5 m/15.0 ft		6.0 m/20.0 ft		7.5 m/25.0 ft		9.0 m/30.0 ft				
																mm ft/in
9.0 30'0"	kg lb							*7450	*7450					*7250 *16,150	*7250 *16,150	6.04 19'3"
7.5 m 25.0 ft	kg lb							*8000 *17,600	*8000 *17,600					*6500 *14,450	*6500 *14,450	7.44 24'1"
6.0 m 20.0 ft	kg lb							*8500 *18,450	*8500 *18,450	*7950 *17,400	6450 13,900			*6250 *13,800	5400 12,000	8.33 27'2"
4.5 m 15.0 ft	kg lb			*16 950 *35,950	*16 950 *35,950	*11 750 *25,250	*11 750 *25,250	*9550 *20,700	8950 19,300	*8400 *18,250	6300 13,550			*6250 *13,800	4800 10,550	8.88 29'0"
3.0 m 10.0 ft	kg lb					*14 550 *31,300	13 250 28,550	*10 850 *23,500	8500 18,350	*9000 *19,550	6100 13,100	*7850 *14,300	4600 9,850	*6450 *14,200	4500 9,850	9.16 30'0"
1.5 m 5.0 ft	kg lb					*16 500 *35,700	12 500 26,850	*11 950 *25,850	8150 17,500	*9600 *20,750	5900 12,650	*8100 *15,900	4500 9,700	*6900 *15,150	4400 9,650	9.17 30'1"
0 m 0 ft	kg lb			*7250 *16,550	*7250 *16,550	*17 050 *36,900	12 100 26,000	*12 500 *27,050	7850 16,950	*9850 *21,300	5750 12,350			*7650 *16,800	4500 9,850	8.94 29'3"
–1.5 m –5.0 ft	kg lb	*8950 *20,000	*8950 *20,000	*13 550 *30,750	*13 550 *30,750	*16 350 *35,450	12 050 25,800	*12 250 *26,550	7750 16,700	*9550 *20,600	5650 12,200			*8100 *17,800	4850 10,700	8.43 27'7"
–3.0 m –10.0 ft	kg lb			*19 600 *42,450	*19 600 *42,450	*14 600 *31,550	12 150 26,050	*11 100 *23,900	7800 16,800	*8200	5750			*8000 *17,650	5650 12,550	7.59 24'9"
–4.5 m –15.0 ft	kg lb			*14 650 *31,350	*14 650 *31,350	*11 300 *24,050	*11 300 *24,050	*8200 *16,950	8050 *16,950					*7500 *16,350	*7500 *16,350	6.28 20'3"

* ISO 10567

* Indicates that the load is limited by hydraulic lifting capacity rather than tipping load. The above loads are in compliance with hydraulic excavator lift capacity standard ISO 10567:2007. They do not exceed 87% of hydraulic lifting capacity or 75% of tipping load. Weight of all lifting accessories must be deducted from the above lifting capacities. Lifting capacities are based on the machine standing on a firm, uniform supporting surface. The use of a work tool attachment point to handle/lift objects, could affect the machine lift performance.

Lift capacity stays with ±5% for all available track shoes.

Always refer to the appropriate Operation and Maintenance Manual for specific product information.

335 Hydraulic Excavator Specifications

Reach Boom Lift Capacities – Counterweight: 5.0 mt (11,023 lb) – without Bucket, Heavy Lift: On, Blade Up

Long Undercarriage, 3440 mm (11'3") Blade

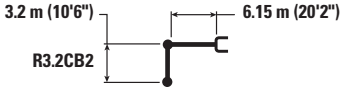

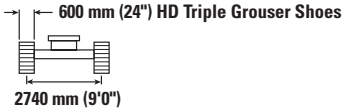

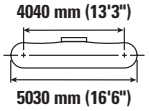

		1.5 m/5.0 ft		3.0 m/10.0 ft		4.5 m/15.0 ft		6.0 m/20.0 ft		7.5 m/25.0 ft		9.0 m/30.0 ft				
																mm **ft/in**
9.0 **30'0"**	kg **lb**							*7450	*7450					*7250 ***16,150**	*7250 ***16,150**	6.04 **19'3"**
7.5 m **25.0 ft**	kg **lb**							*8000 ***17,600**	*8000 **17,450**					*6500 ***14,450**	5600 **12,550**	7.44 **24'1"**
6.0 m **20.0 ft**	kg **lb**							*8500 ***18,450**	7950 **17,100**	7900 **16,900**	5500 **11,800**			*6250 ***13,800**	4550 **10,150**	8.33 **27'2"**
4.5 m **15.0 ft**	kg **lb**			*16 950 ***35,950**	*16 950 ***35,950**	*11 750 ***25,250**	*11 750 ***25,250**	*9550 ***20,700**	7600 **16,350**	7700 **16,550**	5350 **11,450**			5800 **12,850**	4000 **8,900**	8.88 **29'0"**
3.0 m **10.0 ft**	kg **lb**					*14 550 ***31,300**	11 050 **23,750**	10 700 **22,950**	7150 **15,450**	7500 **16,050**	5150 **11,000**	5600 **12,000**	3850 **8,250**	5450 **12,000**	3750 **8,250**	9.16 **30'0"**
1.5 m **5.0 ft**	kg **lb**					*16 500 **35,600**	10 300 **22,150**	10 250 **22,000**	6800 **14,600**	7250 **15,600**	4900 **10,600**	5500 **11,800**	3750 **8,050**	5350 **11,750**	3650 **8,000**	9.17 **30'1"**
0 m **0 ft**	kg **lb**			*7250 ***16,550**	*7250 ***16,550**	16 200 **34,650**	9950 **21,350**	9950 **21,400**	6550 **14,050**	7100 **15,250**	4750 **10,250**			5500 **12,100**	3750 **8,200**	8.94 **29'3"**
–1.5 m **–5.0 ft**	kg **lb**	*8950 ***20,000**	*8950 ***20,000**	*13 550 ***30,750**	*13 550 ***30,750**	16 100 **34,450**	9850 **21,150**	9850 **21,150**	6450 **13,800**	7000 **15,100**	4700 **10,150**			5950 **13,150**	4050 **8,900**	8.43 **27'7"**
–3.0 m **–10.0 ft**	kg **lb**			*19 600 ***42,450**	*19 600 ***42,450**	*14 600 ***31,550**	9950 **21,400**	9900 **21,250**	6450 **13,900**	7100	4800			7000 **15,500**	4700 **10,450**	7.59 **24'9"**
–4.5 m **–15.0 ft**	kg **lb**			*14 650 ***31,350**	*14 650 ***31,350**	*11 300 ***24,050**	10 250 **22,050**	*8200 ***16,950**	6700 **14,500**					*7500 ***16,350**	6300 **14,200**	6.28 **20'3"**

* **ISO 10567**

* Indicates that the load is limited by hydraulic lifting capacity rather than tipping load. The above loads are in compliance with hydraulic excavator lift capacity standard ISO 10567:2007. They do not exceed 87% of hydraulic lifting capacity or 75% of tipping load. Weight of all lifting accessories must be deducted from the above lifting capacities. Lifting capacities are based on the machine standing on a firm, uniform supporting surface. The use of a work tool attachment point to handle/lift objects, could affect the machine lift performance.

Lift capacity stays with ±5% for all available track shoes.

Always refer to the appropriate Operation and Maintenance Manual for specific product information.

Reach Boom Lift Capacities – Counterweight: 5.0 mt (11,023 lb) – without Bucket, Heavy Lift: On, Blade Down

Long Undercarriage, 3440 mm (11'3") Blade

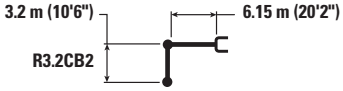

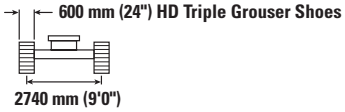

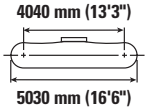

		1.5 m/5.0 ft		3.0 m/10.0 ft		4.5 m/15.0 ft		6.0 m/20.0 ft		7.5 m/25.0 ft		9.0 m/30.0 ft				
																mm ft/in
9.0 **30'0"**	kg **lb**							*7450	*7450					*7250 ***16,150**	*7250 ***16,150**	6.04 **19'3"**
7.5 m **25.0 ft**	kg **lb**							*8000 ***17,600**	*8000 ***17,600**					*6500 ***14,450**	6150 **13,750**	7.44 **24'1"**
6.0 m **20.0 ft**	kg **lb**							*8500 ***18,450**	*8500 ***18,450**	*7950 ***17,400**	6000 **12,900**			*6250 ***13,800**	5000 **11,150**	8.33 **27'2"**
4.5 m **15.0 ft**	kg **lb**			*16 950 ***35,950**	*16 950 ***35,950**	*11 750 ***25,250**	*11 750 ***25,250**	*9550 ***20,700**	8350 **17,950**	*8400 ***18,250**	5850 **12,600**			*6250 ***13,800**	4450 **9,800**	8.88 **29'0"**
3.0 m **10.0 ft**	kg **lb**					*14 550 ***31,300**	12 300 **26,450**	*10 850 ***23,500**	7900 **17,000**	*9000 ***19,550**	5650 **12,150**	*7850 ***14,300**	4250 **9,100**	*6450 ***14,200**	4150 **9,100**	9.16 **30'0"**
1.5 m **5.0 ft**	kg **lb**					*16 500 ***35,700**	11 500 **24,750**	*11 950 ***25,850**	7500 **16,150**	*9600 ***20,750**	5450 **11,700**	*8100 ***15,900**	4150 **8,900**	*6900 ***15,150**	4050 **8,900**	9.17 **30'1"**
0 m **0 ft**	kg **lb**			*7250 ***16,550**	*7250 ***16,550**	*17 050 ***36,900**	11 150 **23,950**	*12 500 ***27,050**	7250 **15,600**	*9850 ***21,300**	5300 **11,350**			*7650 ***16,800**	4150 **9,100**	8.94 **29'3"**
–1.5 m **–5.0 ft**	kg **lb**	*8950 ***20,000**	*8950 ***20,000**	*13 550 ***30,750**	*13 550 ***30,750**	*16 350 ***35,450**	11 050 **23,750**	*12 250 ***26,550**	7150 **15,400**	*9550 ***20,600**	5250 **11,250**			*8100 ***17,800**	4500 **9,850**	8.43 **27'7"**
–3.0 m **–10.0 ft**	kg **lb**			*19 600 ***42,450**	*19 600 ***42,450**	*14 600 ***31,550**	11 150 **23,950**	*11 100 ***23,900**	7200 **15,500**	*8200	5300			*8000 ***17,650**	5250 **11,600**	7.59 **24'9"**
–4.5 m **–15.0 ft**	kg **lb**			*14 650 ***31,350**	*14 650 ***31,350**	*11 300 ***24,050**	*11 300 ***24,050**	*8200 ***16,950**	7450 **16,050**					*7500 ***16,350**	7000 **15,700**	6.28 **20'3"**

* **ISO 10567**

* Indicates that the load is limited by hydraulic lifting capacity rather than tipping load. The above loads are in compliance with hydraulic excavator lift capacity standard ISO 10567:2007. They do not exceed 87% of hydraulic lifting capacity or 75% of tipping load. Weight of all lifting accessories must be deducted from the above lifting capacities. Lifting capacities are based on the machine standing on a firm, uniform supporting surface. The use of a work tool attachment point to handle/lift objects, could affect the machine lift performance.

Lift capacity stays with ±5% for all available track shoes.

Always refer to the appropriate Operation and Maintenance Manual for specific product information.

Reach Boom Lift Capacities – Counterweight: 5.0 mt (11,023 lb) – without Bucket, Heavy Lift: On, Blade Up

Long Undercarriage, 3600 mm (11'10") Blade

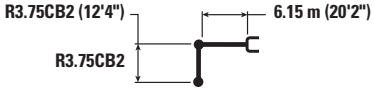

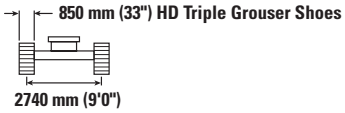

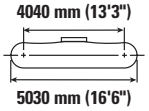

		1.5 m/5.0 ft		3.0 m/10.0 ft		4.5 m/15.0 ft		6.0 m/20.0 ft		7.5 m/25.0 ft		9.0 m/30.0 ft				
																mm ft/in
9.0 30'0"	kg lb							*16,500	*16,500					*6050 *13,500	*6050 *13,500	6.78 21'8"
7.5 m 25.0 ft	kg lb									*7200 *15,100	5850 12,500			*5550 *12,250	5150 11,550	8.04 26'1"
6.0 m 20.0 ft	kg lb							*7700 *16,750	*7700 *16,750	*7300 *16,000	5800 12,400			*5350 *11,800	4300 9,550	8.88 28'11"
4.5 m 15.0 ft	kg lb					*10 500 *22,550	*10 500 *22,550	*8800 *19,050	8000 17,250	*7850 *17,050	5600 12,050	5950 12,750	4150 8,850	*5400 *11,800	3800 8,450	9.39 30'8"
3.0 m 10.0 ft	kg lb					*13 400 *28,800	11 750 25,300	*10 200 *22,000	7550 16,250	7800 16,800	5350 11,550	5850 12,500	4000 8,600	5200 11,450	3550 7,850	9.65 31'7"
1.5 m 5.0 ft	kg lb					*15 750 *34,000	10 850 23,350	10 700 23,000	7100 15,300	7550 16,200	5150 11,000	5700 12,250	3900 8,350	5100 11,200	3500 7,650	9.67 31'8"
0 m 0 ft	kg lb			*8300 *18,950	*8300 *18,950	*16 800 36,100	10 350 22,250	10 350 22,250	6800 14,600	7350 15,800	4950 10,650	5600 12,050	3800 8,150	5200 11,500	3550 7,800	9.45 30'11"
–1.5 m –5.0 ft	kg lb	*8350 *18,600	*8350 *18,600	*12 900 *29,200	*12 900 *29,200	*16 600 35,600	10 200 21,850	10 200 21,850	6650 14,250	7250 15,550	4850 10,400			5600 12,350	3800 8,350	8.97 29'4"
–3.0 m –10.0 ft	kg lb	*13 400 *30,050	*13 400 *30,050	*19 150 *43,450	*19 150 *43,450	*15 250 *33,000	10 200 21,950	10 150 21,800	6600 14,250	7250 15,600	4850 10,450			6450 14,200	4350 9,600	8.18 26'8"
–4.5 m –15.0 ft	kg lb			*17 050 *36,600	*17 050 *36,600	*12 650 *27,050	10 450 22,450	*9450 *20,050	6800 14,600					*7400 *16,200	5550 12,350	6.99 22'8"

* ISO 10567

* Indicates that the load is limited by hydraulic lifting capacity rather than tipping load. The above loads are in compliance with hydraulic excavator lift capacity standard ISO 10567:2007. They do not exceed 87% of hydraulic lifting capacity or 75% of tipping load. Weight of all lifting accessories must be deducted from the above lifting capacities. Lifting capacities are based on the machine standing on a firm, uniform supporting surface. The use of a work tool attachment point to handle/lift objects, could affect the machine lift performance.

Lift capacity stays with ±5% for all available track shoes.

Always refer to the appropriate Operation and Maintenance Manual for specific product information.

Reach Boom Lift Capacities – Counterweight: 5.0 mt (11,023 lb) – without Bucket, Heavy Lift: On, Blade Down

Long Undercarriage, 3600 mm (11'10") Blade

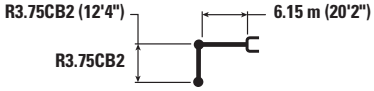

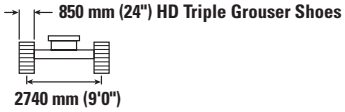

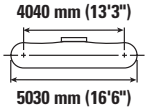

		1.5 m/5.0 ft		3.0 m/10.0 ft		4.5 m/15.0 ft		6.0 m/20.0 ft		7.5 m/25.0 ft		9.0 m/30.0 ft				
																mm ft/in
9.0 30'0"	kg lb							*16,500	*16,500					*6050 *13,500	*6050 *13,500	6.78 21'8"
7.5 m 25.0 ft	kg lb									*7200 *15,100	6600 14,100			*5550 *12,250	*5550 *12,250	8.04 26'1"
6.0 m 20.0 ft	kg lb							*7700 *16,750	*7700 *16,750	*7300 *16,000	6500 14,000			*5350 *11,800	4850 10,800	8.88 28'11"
4.5 m 15.0 ft	kg lb					*10 500 *22,550	*10 500 *22,550	*8800 *19,050	*8800 *19,050	*7850 *17,050	6350 13,600	*7250 *14,600	4700 10,050	*5400 *11,800	4350 9,600	9.39 30'8"
3.0 m 10.0 ft	kg lb					*13 400 *28,800	*13 400 *28,800	*10 200 *22,000	8600 18,450	*8550 *18,550	6100 13,100	*7550 *16,450	4550 9,800	*5550 *12,200	4100 8,950	9.65 31'7"
1.5 m 5.0 ft	kg lb					*15 750 *34,000	12550 27,000	*11 450 *24,750	8150 17,500	*9200 *20,000	5850 12,550	*7850 *17,050	4450 9,550	*5900 *12,950	4000 8,750	9.67 31'8"
0 m 0 ft	kg lb			*8300 *18,950	*8300 *18,950	*16 800 *36,350	12050 25,850	*12 200 *26,450	7800 16,800	*9650 *20,900	5650 12,150	*7950 *17,150	4350 9,350	*6450 *14,250	4050 8,950	9.45 30'11"
–1.5 m –5.0 ft	kg lb	*8350 *18,600	*8350 *18,600	*12 900 *29,200	*12 900 *29,200	*16 600 *35,950	11850 25,450	*12 300 *26,600	7650 16,450	*9600 *20,750	5550 11,950			*7450 *16,400	4350 9,600	8.97 29'4"
–3.0 m –10.0 ft	kg lb	*13 400 *30,050	*13 400 *30,050	*19 150 *43,450	*19 150 *43,450	*15 250 *33,000	11900 25,550	*11 500 *24,800	7650 16,400	*8800 *18,850	5550 12,000			*7600 *16,800	4950 11,000	8.18 26'8"
–4.5 m –15.0 ft	kg lb			*17 050 *36,600	*17 050 *36,600	*12 650 *27,050	12150 26,050	*9450 *20,050	7800 16,800					*7400 *16,200	6300 14,150	6.99 22'8"

* ISO 10567

* Indicates that the load is limited by hydraulic lifting capacity rather than tipping load. The above loads are in compliance with hydraulic excavator lift capacity standard ISO 10567:2007. They do not exceed 87% of hydraulic lifting capacity or 75% of tipping load. Weight of all lifting accessories must be deducted from the above lifting capacities. Lifting capacities are based on the machine standing on a firm, uniform supporting surface. The use of a work tool attachment point to handle/lift objects, could affect the machine lift performance.

Lift capacity stays with ±5% for all available track shoes.

Always refer to the appropriate Operation and Maintenance Manual for specific product information.

Reach Boom Lift Capacities – Counterweight: 5.0 mt (11,023 lb) – without Bucket, Heavy Lift: On, Blade Up

Long Undercarriage, 3440 mm (11'3") Blade

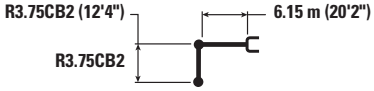

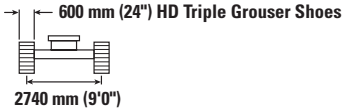

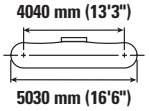

		1.5 m/5.0 ft		3.0 m/10.0 ft		4.5 m/15.0 ft		6.0 m/20.0 ft		7.5 m/25.0 ft		9.0 m/30.0 ft				
																mm ft/in
9.0 30'0"	kg lb							*16,500	*16,500					*6050 *13,500	*6050 *13,500	6.78 21'8"
7.5 m 25.0 ft	kg lb									*7200 *15,100	5600 11,950			*5550 *12,250	4900 11,000	8.04 26'1"
6.0 m 20.0 ft	kg lb							*7700 *16,750	*7700 *16,750	*7300 *16,000	5550 11,900			*5350 *11,800	4100 9,100	8.88 28'11"
4.5 m 15.0 ft	kg lb					*10 500 *22,550	*10 500 *22,550	*8800 *19,050	7700 16,550	7750 16,650	5350 11,500	5700 12,200	3950 8,400	5300 11,650	3650 8,000	9.39 30'8"
3.0 m 10.0 ft	kg lb					*13 400 *28,800	11 250 24,250	*10 200 *22,000	7200 15,550	7500 16,050	5100 11,000	5550 11,950	3800 8,200	4950 10,950	3400 7,450	9.65 31'7"
1.5 m 5.0 ft	kg lb					*15 750 *34,000	10 350 22,300	10 250 22,050	6800 14,600	7200 15,500	4900 10,500	5450 11,700	3700 7,950	4850 10,700	3300 7,250	9.67 31'8"
0 m 0 ft	kg lb			*8300 *18,950	*8300 *18,950	16 150 34,550	9850 21,200	9900 21,250	6450 13,900	7000 15,100	4700 10,100	5350 11,500	3600 7,750	5000 10,950	3350 7,400	9.45 30'11"
–1.5 m –5.0 ft	kg lb	*8350 *18,600	*8350 *18,600	*12 900 *29,200	*12 900 *29,200	15 900 34,050	9700 20,800	9750 20,900	6300 13,550	6900 14,850	4600 9,900			5350 11,800	3600 7,900	8.97 29'4"
–3.0 m –10.0 ft	kg lb	*13 400 *30,050	*13 400 *30,050	*19 150 *43,450	*19 150 42,900	*15 250 *33,000	9700 20,900	9700 20,850	6300 13,550	6900 14,900	4600 9,900			6150 13,600	4100 9,100	8.18 26'8"
–4.5 m –15.0 ft	kg lb			*17 050 *36,600	*17 050 *36,600	*12 650 *27,050	9950 21,400	*9450 *20,050	6450 13,900					*7400 *16,200	5250 11,750	6.99 22'8"

* ISO 10567

* Indicates that the load is limited by hydraulic lifting capacity rather than tipping load. The above loads are in compliance with hydraulic excavator lift capacity standard ISO 10567:2007. They do not exceed 87% of hydraulic lifting capacity or 75% of tipping load. Weight of all lifting accessories must be deducted from the above lifting capacities. Lifting capacities are based on the machine standing on a firm, uniform supporting surface. The use of a work tool attachment point to handle/lift objects, could affect the machine lift performance.

Lift capacity stays with ±5% for all available track shoes.

Always refer to the appropriate Operation and Maintenance Manual for specific product information.

Reach Boom Lift Capacities – Counterweight: 5.0 mt (11,023 lb) – without Bucket, Heavy Lift: On, Blade Down

Long Undercarriage, 3440 mm (11'3") Blade

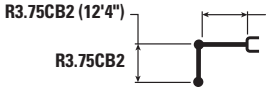

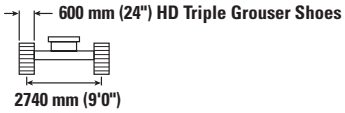

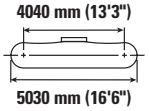

		1.5 m/5.0 ft		3.0 m/10.0 ft		4.5 m/15.0 ft		6.0 m/20.0 ft		7.5 m/25.0 ft		9.0 m/30.0 ft				
																mm ft/in
9.0 30'0"	kg lb							*16,500	*16,500					*6050 *13,500	*6050 *13,500	6.78 21'8"
7.5 m 25.0 ft	kg lb									*7200 *15,100	6150 13,100			*5550 *12,250	5400 12,100	8.04 26'1"
6.0 m 20.0 ft	kg lb							*7700 *16,750	*7700 *16,750	*7300 *16,000	6050 13,000			*5350 *11,800	4500 10,000	8.88 28'11"
4.5 m 15.0 ft	kg lb					*10 500 *22,550	*10 500 *22,550	*8800 *19,050	8450 18,150	*7850 *17,050	5900 12,650	*7250 *14,600	4350 9,250	*5400 *11,800	4000 8,850	9.39 30'8"
3.0 m 10.0 ft	kg lb					*13 400 *28,800	12 500 26,900	*10 200 *22,000	7950 17,150	*8550 *18,550	5650 12,100	*7550 *16,450	4200 9,050	*5550 *12,200	3750 8,250	9.65 31'7"
1.5 m 5.0 ft	kg lb					*15 750 *34,000	11 600 24,950	*11 450 *24,750	7500 16,150	*9200 *20,000	5400 11,600	*7850 *17,050	4100 8,800	*5900 *12,950	3650 8,050	9.67 31'8"
0 m 0 ft	kg lb			*8300 *18,950	*8300 *18,950	*16 800 *36,350	11 100 23,800	*12 200 *26,450	7200 15,450	*9650 *20,900	5200 11,200	*7950 *17,150	4000 8,600	*6450 *14,250	3750 8,200	9.45 30'11"
–1.5 m –5.0 ft	kg lb	*8350 *18,600	*8350 *18,600	*12 900 *29,200	*12 900 *29,200	*16 600 *35,950	10 900 23,400	*12 300 *26,600	7050 15,100	*9600 *20,750	5100 11,000			*7450 *16,400	4000 8,800	8.97 29'4"
–3.0 m –10.0 ft	kg lb	*13 400 *30,050	*13 400 *30,050	*19 150 *43,450	*19 150 *43,450	*15 250 *33,000	10 950 23,450	*11 500 *24,800	7000 15,100	*8800 *18,850	5100 11,050			*7600 *16,800	4600 10,100	8.18 26'8"
–4.5 m –15.0 ft	kg lb			*17 050 *36,600	*17 050 *36,600	*12 650 *27,050	11 150 24,000	*9450 *20,050	7200 15,450					*7400 *16,200	5850 13,050	6.99 22'8"

* ISO 10567

* Indicates that the load is limited by hydraulic lifting capacity rather than tipping load. The above loads are in compliance with hydraulic excavator lift capacity standard ISO 10567:2007. They do not exceed 87% of hydraulic lifting capacity or 75% of tipping load. Weight of all lifting accessories must be deducted from the above lifting capacities. Lifting capacities are based on the machine standing on a firm, uniform supporting surface. The use of a work tool attachment point to handle/lift objects, could affect the machine lift performance.

Lift capacity stays with ±5% for all available track shoes.

Always refer to the appropriate Operation and Maintenance Manual for specific product information.

Bucket Specifications and Compatibility – North America

									Counterweight	5.0 mt (11,020 lb)				7.7 mt (16,980 lb)			
										600 mm (24 in) TG Track Shoes		850 mm (33 in) TG Track Shoes		600 mm (24 in) TG Track Shoes		850 mm (33 in) TG Track Shoes	
										With 3440 mm (11'3") Blade		With 3600 mm (11'10") Blade		Without Blade			
		Width		Capacity		Weight		Fill		Reach Boom				Reach Boom			
	Linkage	mm	in	m³	yd³	kg	lb	%		R3.2 (10'6")	R3.75 (12'4")	R3.2 (10'6")	R3.75 (12'4")	R3.2 (10'6")	R3.75 (12'4")	R3.2 (10'6")	R3.75 (12'4")
Pin-On (Without Quick Coupler)																	
General Duty Capacity	CB	600	24	0.63	0.83	700	1,543	100		●	●	●	●	●	●	●	●
	CB	750	30	0.86	1.13	836	1,843	100		●	●	●	●	●	●	●	●
	CB	900	36	1.09	1.43	943	2,079	100		●	●	●	●	●	●	●	●
	CB	1050	42	1.34	1.75	1011	2,229	100		●	●	●	●	●	●	●	●
	CB	1200	48	1.58	2.07	1106	2,439	100		●	⊖	●	⊙	⊙	⊖	●	⊙
	CB	1350	54	1.83	2.40	1202	2,650	100		⊖	○	⊙	⊖	⊖	○	⊙	⊖
General Duty Capacity Wide Tips	CB	600	24	0.63	0.83	697	1,537	100		●	●	●	●	●	●	●	●
	CB	750	30	0.86	1.13	834	1,839	100		●	●	●	●	●	●	●	●
	CB	900	36	1.09	1.43	941	2,075	100		●	●	●	●	●	●	●	●
	CB	1050	42	1.34	1.75	1008	2,223	100		●	●	●	●	●	●	●	●
	CB	1200	48	1.58	2.07	1104	2,434	100		●	⊖	●	⊙	⊙	⊖	●	⊙
	CB	1350	54	1.83	2.40	1199	2,644	100		⊖	○	⊙	⊖	⊖	○	⊙	⊖
Heavy Duty	CB	600	24	0.52	0.68	730	1,608	100		●	●	●	●	●	●	●	●
	CB	750	30	0.71	0.93	848	1,869	100		●	●	●	●	●	●	●	●
	CB	900	36	0.91	1.19	941	2,075	100		●	●	●	●	●	●	●	●
	CB	1050	42	1.12	1.46	1035	2,283	100		●	●	●	●	●	●	●	●
	CB	1200	48	1.33	1.74	1107	2,440	100		●	●	●	●	●	⊙	●	●
	CB	1350	54	1.54	2.02	1205	2,657	100		⊙	⊖	●	⊙	⊙	⊖	●	⊙
	CB	1500	60	1.76	2.30	1298	2,861	100		⊖	○	⊙	⊖	⊖	○	⊙	⊖
	CB	1650	66	1.97	2.58	1375	3,031	100		⊖	○	⊖	○	⊖	○	⊖	○
Heavy Duty Power	CB	1050	42	1.12	1.47	1065	2,347	100		●	●	●	●	●	●	●	●
	CB	1200	48	1.33	1.73	1143	2,519	100		●	●	●	●	●	⊙	●	●
	CB	1350	54	1.53	2.01	1246	2,748	100		⊙	⊖	●	⊙	⊙	⊖	●	⊙
Severe Duty	CB	600	24	0.52	0.68	752	1,657	90		●	●	●	●	●	●	●	●
	CB	750	30	0.71	0.93	912	2,010	90		●	●	●	●	●	●	●	●
	CB	900	36	0.91	1.19	995	2,194	90		●	●	●	●	●	●	●	●
	CB	1050	42	1.12	1.46	1094	2,411	90		●	●	●	●	●	●	●	●
	CB	1200	48	1.33	1.74	1172	2,583	90		●	●	●	●	●	●	●	●
Maximum load with pin-on (payload + bucket)									kg	4280	3800	4536	4043	4210	3740	4435	3953
									lb	9,436	8,378	10,001	8,913	9,281	8,245	9,777	8,715

The above loads are in compliance with hydraulic excavator standard EN474, they do not exceed 87% of hydraulic lifting capacity or 75% of tipping capacity with front linkage fully extended at ground line with bucket curled. If equipped with blade, blade is considered on the ground.

Capacity based on ISO 7451.

Bucket weight with General Duty tips.

Maximum Material Density:

- ● 2100 kg/m³ (3,500 lb/yd³)
- ⊙ 1800 kg/m³ (3,000 lb/yd³)
- ⊖ 1500 kg/m³ (2,500 lb/yd³)
- ○ 1200 kg/m³ (2,000 lb/yd³)

Caterpillar recommends using appropriate work tools to maximize the value customers receive from our products. Use of work tools, including buckets, which are outside of Caterpillar's recommendations or specifications for weight, dimensions, flows, pressures, etc. may result in less-than-optimal performance, including but not limited to reductions in production, stability, reliability, and component durability. Improper use of a work tool resulting in sweeping, prying, twisting and/or catching of heavy loads will reduce the life of the boom and stick.

(continued on next page)

Bucket Specifications and Compatibility – North America *(continued)*

									Counterweight	5.0 mt (11,020 lb)				7.7 mt (16,980 lb)			
										600 mm (24 in) TG Track Shoes		850 mm (33 in) TG Track Shoes		600 mm (24 in) TG Track Shoes		850 mm (33 in) TG Track Shoes	
										With 3440 mm (11'3") Blade		With 3600 mm (11'10") Blade		Without Blade			
		Width		Capacity		Weight		Fill		Reach Boom				Reach Boom			
	Linkage	mm	in	m³	yd³	kg	lb	%		R3.2 (10'6")	R3.75 (12'4")	R3.2 (10'6")	R3.75 (12'4")	R3.2 (10'6")	R3.75 (12'4")	R3.2 (10'6")	R3.75 (12'4")
With Cat Pin Grabber Coupler																	
General Duty Capacity	CB	600	24	0.63	0.83	700	1,543	100		●	●			●	●		
	CB	750	30	0.86	1.13	836	1,843	100		●	●	●	●	●	●	●	●
	CB	900	36	1.09	1.43	943	2,079	100		●	●	●	●	●	●	●	●
	CB	1050	42	1.34	1.75	1011	2,229	100		●	⊖	●	⊙	⊙	⊖	●	⊙
	CB	1200	48	1.58	2.07	1106	2,439	100		⊖	○	⊙	⊖	⊖	○	⊙	⊖
	CB	1350	54	1.83	2.40	1202	2,650	100		○	◇	⊖	○	○	◇	⊖	○
General Duty Capacity Wide Tips	CB	600	24	0.63	0.83	697	1,537	100		●	●	●	●	●	●	●	●
	CB	750	30	0.86	1.13	834	1,839	100		●	●	●	●	●	●	●	●
	CB	900	36	1.09	1.43	941	2,075	100		●	●	●	●	●	●	●	●
	CB	1050	42	1.34	1.75	1008	2,223	100		●	⊖	●	⊙	●	⊖	●	⊙
	CB	1200	48	1.58	2.07	1104	2,434	100		⊖	○	⊙	⊖	⊖	○	⊙	⊖
	CB	1350	54	1.83	2.40	1199	2,644	100		○	◇	⊖	○	○	◇	⊖	○
Heavy Duty	CB	600	24	0.52	0.68	730	1,608	100		●	●	●	●	●	●	●	●
	CB	750	30	0.71	0.93	848	1,869	100		●	●	●	●	●	●	●	●
	CB	900	36	0.91	1.19	941	2,075	100		●	●	●	●	●	●	●	●
	CB	1050	42	1.12	1.46	1035	2,283	100		●	●	●	●	●	⊙	●	●
	CB	1200	48	1.33	1.74	1107	2,440	100		⊙	⊖	●	⊙	⊙	⊖	●	⊙
	CB	1350	54	1.54	2.02	1205	2,657	100		⊖	○	⊙	⊖	⊖	○	⊙	⊖
	CB	1500	60	1.76	2.30	1298	2,861	100		○	◇	⊖	○	○	◇	⊖	○
	CB	1650	66	1.97	2.58	1375	3,031	100		○	◇	○	◇	○	◇	○	◇
Heavy Duty Power	CB	1050	42	1.12	1.47	1065	2,347	100		●	⊙	●	●	●	⊙	●	●
	CB	1200	48	1.33	1.73	1143	2,519	100		⊙	⊖	●	⊙	⊙	⊖	●	⊙
	CB	1350	54	1.53	2.01	1246	2,748	100		⊖	○	⊙	⊖	⊖	○	⊙	⊖
Heavy Duty Pin Grabber Performance	CB	750	30	0.70	0.91	876	1,931	100		●	●	●	●	●	●	●	●
	CB	1050	42	1.08	1.42	1105	2,436	100		●	●	●	●	●	⊙	●	●
	CB	1200	48	1.28	1.68	1186	2,614	100		●	⊖	●	⊙	⊙	⊖	●	⊙
	CB	1350	54	1.49	1.94	1292	2,849	100		⊖	○	⊙	⊖	⊖	○	⊙	⊖
	CB	1500	60	1.69	2.21	1398	3,082	100		○	◇	⊖	○	○	◇	⊖	○
Severe Duty	CB	600	24	0.52	0.68	752	1,657	90		●	●	●	●	●	●	●	●
	CB	750	30	0.71	0.93	912	2,010	90		●	●	●	●	●	●	●	●
	CB	900	36	0.91	1.19	995	2,194	90		●	●	●	●	●	●	●	●
	CB	1050	42	1.12	1.46	1094	2,411	90		●	●	●	●	●	●	●	●
	CB	1200	48	1.33	1.74	1172	2,583	90		●	⊙	●	⊙	●	⊖	●	⊙
Severe Duty Pin Grabber Performance	CB	600	24	0.51	0.66	829	1,828	90		●	●	●	●	●	●	●	●
	CB	900	36	0.88	1.16	1057	2,331	90		●	●	●	●	●	●	●	●
	CB	1050	42	1.08	1.42	1165	2,568	90		●	●	●	●	●	●	●	●
	CB	1200	48	1.28	1.68	1252	2,760	100		⊙	⊖	●	⊙	⊙	⊖	●	⊖
Maximum load with pin-on (payload + bucket)									kg	3754	3274	4010	3517	3684	3214	3909	3427
									lb	8,276	7,217	8,840	7,753	8,121	7,085	8,617	7,554

The above loads are in compliance with hydraulic excavator standard EN474, they do not exceed 87% of hydraulic lifting capacity or 75% of tipping capacity with front linkage fully extended at ground line with bucket curled. If equipped with blade, blade is considered on the ground.

Capacity based on ISO 7451.

Bucket weight with General Duty tips.

Maximum Material Density:

- ● 2100 kg/m³ (3,500 lb/yd³)
- ⊙ 1800 kg/m³ (3,000 lb/yd³)
- ⊖ 1500 kg/m³ (2,500 lb/yd³)
- ○ 1200 kg/m³ (2,000 lb/yd³)
- ◇ 900 kg/m³ (1,500 lb/yd³)

Bucket Specifications and Compatibility – Europe

								Counterweight	5.0 mt (11,020 lb)				7.7 mt (16,980 lb)			
									600 mm (24 in) TG Track Shoes		850 mm (33 in) TG Track Shoes		600 mm (24 in) TG Track Shoes		850 mm (33 in) TG Track Shoes	
									With 3440 mm (11'3") Blade		With 3600 mm (11'10") Blade		Without Blade			
		Width		Capacity		Weight		Fill	Reach Boom				Reach Boom			
	Linkage	mm	in	m³	yd³	kg	lb	%	R3.2 (10'6")	R3.75 (12'4")	R3.2 (10'6")	R3.75 (12'4")	R3.2 (10'6")	R3.75 (12'4")	R3.2 (10'6")	R3.75 (12'4")
Pin-On (Without Quick Coupler)																
General Duty	CB	750	30	0.71	0.93	733	1,616	100	●	●	●	●	●	●	●	●
	CB	1050	42	1.12	1.46	874	1,927	100	●	●	●	●	●	●	●	●
	CB	1200	48	1.33	1.74	938	2,068	100	●	●	●	●	●	●	●	●
	CB	1350	54	1.54	2.02	1024	2,258	100	●	◉	●	◉	●	◉	●	◉
	CB	1500	60	1.76	2.30	1088	2,399	100	◉	⊖	◉	⊖	◉	⊖	◉	⊖
General Duty – No Bucket Adjuster	CB	600	24	0.52	0.68	611	1,347	100	●	●	●	●	●	●	●	●
	CB	1000	40	1.03	1.35	844	1,861	100	●	●	●	●	●	●	●	●
	CB	1350	54	1.54	2.01	1018	2,245	100	●	◉	●	◉	●	◉	●	◉
	CB	1500	60	1.76	2.30	1082	2,386	100	◉	⊖	◉	⊖	◉	⊖	◉	⊖
	CB	1600	63	1.86	2.43	1112	2,452	100	⊖	⊖	◉	⊖	⊖	○	◉	⊖
Heavy Duty	CB	1350	54	1.54	2.02	1142	2,518	100	●	◉	●	◉	◉	⊖	●	◉
	CB	1500	60	1.76	2.30	1240	2,733	100	◉	⊖	◉	⊖	⊖	○	◉	⊖
	CB	1650	66	1.97	2.58	1312	2,892	100	⊖	○	⊖	○	⊖	○	⊖	○
Severe Duty	CB	1350	54	1.56	2.04	1234	2,721	90	●	◉	●	●	●	◉	●	◉
Maximum load with pin-on (payload + bucket)								kg	4280	3800	4536	4043	4210	3740	4435	3953
								lb	9,436	8,378	10,001	8,913	9,281	8,245	9,777	8,715

The above loads are in compliance with hydraulic excavator standard EN474, they do not exceed 87% of hydraulic lifting capacity or 75% of tipping capacity with front linkage fully extended at ground line with bucket curled. If equipped with blade, blade is considered on the ground.

Capacity based on ISO 7451.

Bucket weight with General Duty tips.

Maximum Material Density:

- ● 2100 kg/m³ (3,500 lb/yd³)
- ◉ 1800 kg/m³ (3,000 lb/yd³)
- ⊖ 1500 kg/m³ (2,500 lb/yd³)
- ○ 1200 kg/m³ (2,000 lb/yd³)

Caterpillar recommends using appropriate work tools to maximize the value customers receive from our products. Use of work tools, including buckets, which are outside of Caterpillar's recommendations or specifications for weight, dimensions, flows, pressures, etc. may result in less-than-optimal performance, including but not limited to reductions in production, stability, reliability, and component durability. Improper use of a work tool resulting in sweeping, prying, twisting and/or catching of heavy loads will reduce the life of the boom and stick.

(continued on next page)

Bucket Specifications and Compatibility – Europe *(continued)*

								Counterweight	5.0 mt (11,020 lb)				7.7 mt (16,980 lb)			
									600 mm (24 in) TG Track Shoes		850 mm (33 in) TG Track Shoes		600 mm (24 in) TG Track Shoes		850 mm (33 in) TG Track Shoes	
									With 3440 mm (11'3") Blade		With 3600 mm (11'10") Blade		Without Blade			
		Width		Capacity		Weight		Fill	Reach Boom				Reach Boom			
	Linkage	mm	in	m³	yd³	kg	lb	%	R3.2 (10'6")	R3.75 (12'4")	R3.2 (10'6")	R3.75 (12'4")	R3.2 (10'6")	R3.75 (12'4")	R3.2 (10'6")	R3.75 (12'4")
With Cat Pin Grabber Coupler																
General Duty	CB	750	30	0.71	0.93	733	1,616	100	●	●	●	●	●	●	●	●
	CB	1050	42	1.12	1.46	874	1,927	100	●	●	●	●	●	●	●	●
	CB	1200	48	1.33	1.74	938	2,068	100	●	◉	●	◉	●	◉	●	◉
	CB	1350	54	1.54	2.02	1024	2,258	100	◉	⊖	◉	⊖	◉	○	◉	⊖
	CB	1500	60	1.76	2.30	1088	2,399	100	⊖	○	⊖	○	⊖	○	⊖	○
General Duty – No Bucket Adjuster	CB	600	24	0.52	0.68	611	1,347	100	●	●	●	●	●	●	●	●
	CB	1000	40	1.03	1.35	844	1,861	100	●	●	●	●	●	●	●	●
	CB	1350	54	1.54	2.01	1018	2,245	100	◉	⊖	◉	⊖	◉	○	◉	⊖
	CB	1500	60	1.76	2.30	1082	2,386	100	⊖	○	⊖	○	⊖	○	⊖	○
	CB	1600	63	1.86	2.43	1112	2,452	100	○	○	⊖	○	○	◇	◉	⊖
Heavy Duty	CB	1350	54	1.54	2.02	1142	2,518	100	⊖	○	◉	⊖	⊖	○	◉	⊖
	CB	1500	60	1.76	2.30	1240	2,733	100	⊖	○	⊖	○	○	◇	⊖	○
	CB	1650	66	1.97	2.58	1312	2,892	100	○	◇	○	◇	○	◇	○	◇
Severe Duty	CB	1350	54	1.56	2.04	1234	2,721	90	◉	⊖	◉	⊖	◉	○	◉	⊖
Maximum load with pin-on (payload + bucket)								kg	3754	3274	4010	3517	3684	3214	3909	3427
								lb	8,276	7,217	8,840	7,753	8,121	7,085	8,617	7,554

The above loads are in compliance with hydraulic excavator standard EN474, they do not exceed 87% of hydraulic lifting capacity or 75% of tipping capacity with front linkage fully extended at ground line with bucket curled. If equipped with blade, blade is considered on the ground.

Capacity based on ISO 7451.

Bucket weight with General Duty tips.

Maximum Material Density:

- ● 2100 kg/m³ (3,500 lb/yd³)
- ◉ 1800 kg/m³ (3,000 lb/yd³)
- ⊖ 1500 kg/m³ (2,500 lb/yd³)
- ○ 1200 kg/m³ (2,000 lb/yd³)
- ◇ 900 kg/m³ (1,500 lb/yd³)

Caterpillar recommends using appropriate work tools to maximize the value customers receive from our products. Use of work tools, including buckets, which are outside of Caterpillar's recommendations or specifications for weight, dimensions, flows, pressures, etc. may result in less-than-optimal performance, including but not limited to reductions in production, stability, reliability, and component durability. Improper use of a work tool resulting in sweeping, prying, twisting and/or catching of heavy loads will reduce the life of the boom and stick.

(continued on next page)

Bucket Specifications and Compatibility – Europe *(continued)*

								Counterweight	5.0 mt (11,020 lb)				7.7 mt (16,980 lb)			
									600 mm (24 in) TG Track Shoes		850 mm (33 in) TG Track Shoes		600 mm (24 in) TG Track Shoes		850 mm (33 in) TG Track Shoes	
									With 3440 mm (11'3") Blade		With 3600 mm (11'10") Blade		Without Blade			
		Width		Capacity		Weight		Fill	Reach Boom				Reach Boom			
	Linkage	mm	in	m³	yd³	kg	lb	%	R3.2 (10'6")	R3.75 (12'4")	R3.2 (10'6")	R3.75 (12'4")	R3.2 (10'6")	R3.75 (12'4")	R3.2 (10'6")	R3.75 (12'4")
With CW 40 Coupler																
General Duty	CB	750	30	0.71	0.93	641	1,413	100	●	●	●	●	●	●	●	●
	CB	1050	42	1.12	1.46	816	1,799	100	●	●	●	●	●	●	●	●
	CB	1200	48	1.33	1.74	880	1,940	100	●	⊙	●	●	●	⊙	●	●
	CB	1350	54	1.54	2.02	965	2,128	100	⊙	⊖	●	⊙	⊙	⊖	●	⊙
	CB	1500	60	1.76	2.30	1029	2,269	100	⊖	○	⊙	⊖	⊖	○	⊙	⊖
Heavy Duty	CB	1050	42	1.12	1.46	940	2,073	100	●	●	●	●	●	●	●	●
	CB	1350	54	1.54	2.02	1083	2,388	100	⊙	⊖	●	⊙	⊙	⊖	⊙	⊖
	CB	1650	66	1.97	2.58	1253	2,762	100	○	○	⊖	○	○	◇	⊖	○
Severe Duty	CB	1050	42	1.13	1.48	1008	2,223	100	●	●	●	●	●	●	●	●
	CB	1350	54	1.56	2.04	1196	2,637	100	⊙	⊖	⊙	⊖	⊙	⊖	⊙	⊖
General Duty – Leveling Edge	CB	1500	59	1.71	2.24	1066	2,350	100	⊖	⊖	⊙	⊖	⊖	○	⊙	⊖
	CB	1600	63	1.86	2.43	1135	2,503	100	⊖	○			⊖	○		
Maximum load with pin-on (payload + bucket)								kg	3987	3507	4243	3750	3917	3447	4142	3660
								lb	8,790	7,732	9,355	8,267	8,636	7,599	9,131	8,069

The above loads are in compliance with hydraulic excavator standard EN474, they do not exceed 87% of hydraulic lifting capacity or 75% of tipping capacity with front linkage fully extended at ground line with bucket curled. If equipped with blade, blade is considered on the ground.

Capacity based on ISO 7451.

Bucket weight with General Duty tips.

Maximum Material Density:

- ● 2100 kg/m³ (3,500 lb/yd³)
- ⊙ 1800 kg/m³ (3,000 lb/yd³)
- ⊖ 1500 kg/m³ (2,500 lb/yd³)
- ○ 1200 kg/m³ (2,000 lb/yd³)
- ◇ 900 kg/m³ (1,500 lb/yd³)

Caterpillar recommends using appropriate work tools to maximize the value customers receive from our products. Use of work tools, including buckets, which are outside of Caterpillar's recommendations or specifications for weight, dimensions, flows, pressures, etc. may result in less-than-optimal performance, including but not limited to reductions in production, stability, reliability, and component durability. Improper use of a work tool resulting in sweeping, prying, twisting and/or catching of heavy loads will reduce the life of the boom and stick.

(continued on next page)

Bucket Specifications and Compatibility – Europe *(continued)*

								Counterweight	5.0 mt (11,020 lb)				7.7 mt (16,980 lb)			
									600 mm (24 in) TG Track Shoes		850 mm (33 in) TG Track Shoes		600 mm (24 in) TG Track Shoes		850 mm (33 in) TG Track Shoes	
									With 3440 mm (11'3") Blade		With 3600 mm (11'10") Blade		Without Blade			
		Width		Capacity		Weight		Fill	Reach Boom				Reach Boom			
	Linkage	mm	in	m³	yd³	kg	lb	%	R3.2 (10'6")	R3.75 (12'4")	R3.2 (10'6")	R3.75 (12'4")	R3.2 (10'6")	R3.75 (12'4")	R3.2 (10'6")	R3.75 (12'4")
With CW 45 Coupler																
Heavy Duty	CB	1350	54	1.54	2.02	1143	2,520	100	◉	⊖	◉	⊖	⊖	○	◉	⊖
	CB	1500	60	1.76	2.30	1240	2,733	100	⊖	○	⊖	○	⊖	○	⊖	○
	CB	1650	66	1.97	2.58	1313	2,894	100	○	◇	○	○	○	◇	○	◇
Maximum load with pin-on (payload + bucket)								kg	3845	3365	4101	3608	3775	3305	4000	3518
								lb	8,477	7,419	9,042	7,954	8,322	7,286	8,818	7,756
With CW 45S Coupler																
General Duty	CB	750	30	0.71	0.93	719	1,585	100	●	●	●	●	●	●	●	●
	CB	1350	54	1.54	2.02	1021	2,251	100	◉	⊖	●	⊖	◉	⊖	◉	⊖
	CB	1500	60	1.76	2.30	1086	2,394	100	⊖	○	◉	⊖	⊖	○	⊖	○
General Duty – Leveling Edge	CB	1500	59	1.71	2.24	1109	2,445	100	⊖	○	◉	⊖	⊖	○	⊖	○
	CB	1600	63	1.86	2.43	1177	2,595	100	⊖	○	⊖	○	○	○	⊖	○
	CB	1500	59	1.71	2.24	1116	2,461	100	⊖	○	◉	⊖	⊖	○	⊖	○
	CB	1600	63	1.86	2.43	1186	2,615	100	⊖	○	⊖	○	○	○	⊖	○
Heavy Duty	CB	1050	42	1.12	1.46	994	2,192	100	●	●	●	●	●	●	●	●
	CB	1350	54	1.54	2.02	1139	2,512	100	◉	⊖	◉	⊖	◉	○	◉	⊖
	CB	1500	60	1.76	2.30	1238	2,729	100	⊖	○	⊖	○	⊖	○	⊖	○
	CB	1650	66	1.97	2.58	1311	2,890	101	○	◇	○	○	○	◇	○	◇
Maximum load with coupler (payload + bucket)								kg	3875	3395	4131	3638	3805	3335	4030	3548
								lb	8,543	7,485	9,108	8,020	8,389	7,352	8,884	7,822

The above loads are in compliance with hydraulic excavator standard EN474, they do not exceed 87% of hydraulic lifting capacity or 75% of tipping capacity with front linkage fully extended at ground line with bucket curled. If equipped with blade, blade is considered on the ground.

Capacity based on ISO 7451.

Bucket weight with General Duty tips.

Maximum Material Density:

- ● 2100 kg/m³ (3,500 lb/yd³)
- ◉ 1800 kg/m³ (3,000 lb/yd³)
- ⊖ 1500 kg/m³ (2,500 lb/yd³)
- ○ 1200 kg/m³ (2,000 lb/yd³)
- ◇ 900 kg/m³ (1,500 lb/yd³)

Caterpillar recommends using appropriate work tools to maximize the value customers receive from our products. Use of work tools, including buckets, which are outside of Caterpillar's recommendations or specifications for weight, dimensions, flows, pressures, etc. may result in less-than-optimal performance, including but not limited to reductions in production, stability, reliability, and component durability. Improper use of a work tool resulting in sweeping, prying, twisting and/or catching of heavy loads will reduce the life of the boom and stick.

Bucket Specifications and Compatibility – Australia and New Zealand

								Counterweight	5.0 mt (11,020 lb)				7.7 mt (16,980 lb)			
									600 mm (24 in) TG Track Shoes		850 mm (33 in) TG Track Shoes		600 mm (24 in) TG Track Shoes		850 mm (33 in) TG Track Shoes	
									With 3440 mm (11'3") Blade		With 3600 mm (11'10") Blade		Without Blade			
		Width		Capacity		Weight		Fill	Reach Boom				Reach Boom			
	Linkage	mm	in	m³	yd³	kg	lb	%	R3.2 (10'6")	R3.75 (12'4")	R3.2 (10'6")	R3.75 (12'4")	R3.2 (10'6")	R3.75 (12'4")	R3.2 (10'6")	R3.75 (12'4")
Pin-On (Without Quick Coupler)																
General Duty	CB	600	24	0.52	0.68	611	1,347	100	●	●	●	●	●	●	●	●
	CB	1000	40	1.03	1.35	844	1,861	100	●	●	●	●	●	●	●	●
	CB	1350	54	1.54	2.01	1018	2,245	100	●	⊙	●	⊙	●	⊙	●	⊙
	CB	1500	60	1.76	2.30	1082	2,386	100	⊙	⊖	⊙	⊖	⊙	⊖	⊙	⊖
	CB	1600	63	1.86	2.43	1112	2,452	100	⊖	⊖	⊙	⊖	⊖	○	⊙	⊖
Heavy Duty	CB	1200	48	1.33	1.74	1091	2,405	100	●	●	●	●	●	⊙	●	●
	CB	1350	54	1.54	2.02	1189	2,622	100	●	⊖	●	⊙	⊙	⊖	●	⊙
	CB	1500	60	1.76	2.30	1288	2,839	100	⊖	⊖	⊙	⊖	⊖	○	⊙	⊖
Maximum load with pin-on (payload + bucket)								kg	4280	3800	4536	4043	4210	3740	4435	3953
								lb	9,436	8,378	10,001	8,913	9,281	8,245	9,777	8,715
With Cat Pin Grabber Coupler																
General Duty	CB	600	24	0.52	0.68	611	1,347	100	●	●	●	●	●	●	●	●
	CB	1000	40	1.03	1.35	844	1,861	100	●	●	●	●	●	●	●	●
	CB	1350	54	1.54	2.01	1018	2,245	100	⊙	⊖	●	⊙	⊙	○	●	⊙
	CB	1500	60	1.76	2.30	1082	2,386	100	⊖	○	⊙	⊖	⊖	○	⊙	⊖
	CB	1600	63	1.86	2.43	1112	2,452	100	○	○	⊙	⊖	○	◇	⊙	⊖
Heavy Duty	CB	1200	48	1.33	1.74	1091	2,405	100	●	⊖	●	●	⊙	⊖	●	●
	CB	1350	54	1.54	2.02	1189	2,622	100	⊖	○	●	⊙	⊖	○	●	⊙
	CB	1500	60	1.76	2.30	1288	2,839	100	○	◇	⊙	⊖	○	◇	⊙	⊖
Maximum load with coupler (payload + bucket)								kg	3754	3274	9474	8387	3684	3214	9251	8188
								lb	8,276	7,217	20,887	18,489	8,121	7,085	20,395	18,052

The above loads are in compliance with hydraulic excavator standard EN474, they do not exceed 87% of hydraulic lifting capacity or 75% of tipping capacity with front linkage fully extended at ground line with bucket curled. If equipped with blade, blade is considered on the ground.

Capacity based on ISO 7451.

Bucket weight with General Duty tips.

Maximum Material Density:

- ● 2100 kg/m³ (3,500 lb/yd³)
- ⊙ 1800 kg/m³ (3,000 lb/yd³)
- ⊖ 1500 kg/m³ (2,500 lb/yd³)
- ○ 1200 kg/m³ (2,000 lb/yd³)
- ◇ 900 kg/m³ (1,500 lb/yd³)

Caterpillar recommends using appropriate work tools to maximize the value customers receive from our products. Use of work tools, including buckets, which are outside of Caterpillar's recommendations or specifications for weight, dimensions, flows, pressures, etc. may result in less-than-optimal performance, including but not limited to reductions in production, stability, reliability, and component durability. Improper use of a work tool resulting in sweeping, prying, twisting and/or catching of heavy loads will reduce the life of the boom and stick.

Bucket Specifications and Compatibility – Hong Kong and Taiwan

								Counterweight	5.0 mt (11,020 lb)				7.7 mt (16,980 lb)			
									600 mm (24 in) TG Track Shoes		850 mm (33 in) TG Track Shoes		600 mm (24 in) TG Track Shoes		850 mm (33 in) TG Track Shoes	
									With 3440 mm (11'3") Blade		With 3600 mm (11'10") Blade		Without Blade			
		Width		Capacity		Weight		Fill	Reach Boom				Reach Boom			
	Linkage	mm	in	m³	yd³	kg	lb	%	R3.2 (10'6")	R3.75 (12'4")	R3.2 (10'6")	R3.75 (12'4")	R3.2 (10'6")	R3.75 (12'4")	R3.2 (10'6")	R3.75 (12'4")
Pin-On (Without Quick Coupler)																
General Duty	CB	1700	67	2.00	2.60	1299	2,865	100	⊖	○	⊖	○	⊖	○	⊖	○
Heavy Duty	CB	1250	49	1.33	1.74	1153	2,541	100	●	⦿	●	●	●	⦿	●	●
	CB	1400	55	1.54	2.02	1256	2,770	100	⦿	⊖	●	⦿	⦿	⊖	●	⦿
	CB	1500	60	1.76	2.30	1378	3,038	100	⊖	○	⦿	⊖	⊖	○	⦿	⊖
Maximum load with pin-on (payload + bucket)								kg	4280	3800	4536	4043	4210	3740	4435	3953
								lb	9,436	8,378	10,001	8,913	9,281	8,245	9,777	8,715
With Cat Pin Grabber Coupler																
General Duty	CB	1700	67	2.00	2.60	1299	2,865	100	○	◇	⊖	○	○	◇	⊖	○
Heavy Duty	CB	1250	49	1.33	1.74	1153	2,541	100	⦿	⊖	●	●	⦿	⊖	●	●
	CB	1400	55	1.54	2.02	1256	2,770	100	⊖	○	●	⦿	⊖	○	●	⦿
	CB	1500	60	1.76	2.30	1378	3,038	100	○	◇	⦿	⊖	○	◇	⦿	⊖
Maximum load with coupler (payload + bucket)								kg	3754	3274	4010	3517	3684	3214	3909	3427
								lb	8,276	7,217	8,840	7,753	8,121	7,085	8,617	7,554

The above loads are in compliance with hydraulic excavator standard EN474, they do not exceed 87% of hydraulic lifting capacity or 75% of tipping capacity with front linkage fully extended at ground line with bucket curled. If equipped with blade, blade is considered on the ground.

Capacity based on ISO 7451.

Bucket weight with General Duty tips.

Maximum Material Density:

- ● 2100 kg/m³ (3,500 lb/yd³)
- ⦿ 1800 kg/m³ (3,000 lb/yd³)
- ⊖ 1500 kg/m³ (2,500 lb/yd³)
- ○ 1200 kg/m³ (2,000 lb/yd³)
- ◇ 900 kg/m³ (1,500 lb/yd³)

Caterpillar recommends using appropriate work tools to maximize the value customers receive from our products. Use of work tools, including buckets, which are outside of Caterpillar's recommendations or specifications for weight, dimensions, flows, pressures, etc. may result in less-than-optimal performance, including but not limited to reductions in production, stability, reliability, and component durability. Improper use of a work tool resulting in sweeping, prying, twisting and/or catching of heavy loads will reduce the life of the boom and stick.

Attachments Offering Guide – North America

Not all Attachments are available in all regions. Consult your Cat dealer for configurations available in your region.

✓ Match | ✓* Working range front only | No Match | ● 1800 kg/m³ (3,000 lb/yd³) | ○ 1200 kg/m³ (2,000 lb/yd³)

PIN-ON ATTACHMENTS

		With Blade (Up)		Without Blade	
Counterweight		**5.0 mt (11,020 lb)**		**7.7 mt (16,980 lb)**	
Boom Type		**Reach Boom**		**Reach Boom**	
Stick Length		**3.20 m (10'6")**	**3.75 m (12'4")**	**3.20 m (10'6")**	**3.75 m (12'4")**
Hydraulic Hammers	H130 GC	✓	✓	✓	✓
	H130 GC S	✓	✓	✓	✓
	H130 S	✓	✓	✓	✓
	H140 GC	✓	✓	✓	✓
	H140 GC S	✓	✓*	✓	✓
	H140 S	✓	✓	✓	✓
	H160 GC	✓	✓*	✓	✓
	H160 GC S	✓	✓	✓	✓
Multi-Processors	MP324 Concrete Cutter Jaw	✓	✓	✓	✓
	MP324 Demolition Jaw	✓	✓	✓	✓
	MP324 Pulverizer Jaw	✓	✓	✓	✓
	MP324 Shear Jaw	✓	✓	✓	✓
	MP324 Tank Shear Jaw	✓	✓	✓	✓
	MP324 Universal Jaw	✓	✓	✓	✓
	MP332 Concrete Cutter Jaw	✓*		✓	✓*
	MP332 Demolition Jaw	✓*		✓	✓*
	MP332 Pulverizer Jaw			✓	✓*
	MP332 Shear Jaw	✓*		✓	✓*
	MP332 Tank Shear Jaw			✓*	
	MP332 Universal Jaw			✓	✓*
Demolition and Sorting Grapples	G324	✓	✓	✓	✓
	G324 WH-1500	✓	✓	✓	✓
	G324 WH-1800	✓		✓	✓
	G324 WH-2000	✓*		✓	✓*
	G332	✓	✓*	✓	✓
Mobile Scrap and Demolition Shears	S3035	✓	✓*	✓	✓
	S3035 Flat Top	✓*		✓	✓*
Pulverizers	P224 Secondary Pulverizer	✓	✓	✓	✓
	P324 Primary Pulverizer	✓	✓	✓	✓
	P332 Primary Pulverizer	✓*		✓	✓*
Compactors (Vibratory Plate)	CVP110	✓	✓	✓	✓
Mulchers	HM5515 Standard	✓	✓	✓	✓
Orange Peel Grapples	GSH425-750	●	●	●	●
	GSH425-950	●	●	●	●
	GSH425-1150	●	○	●	●
	GSH440-1150	○		●	○
	GSH440-1550			○	
	GSH525-750	●	●	●	●
	GSH525-950	●	○	●	●
	GSH525-1150	○	○	●	○

(continued on next page)

Attachments Offering Guide – North America *(continued)*

Not all Attachments are available in all regions. Consult your Cat dealer for configurations available in your region.

✓ Match | ✓* Working range front only | No Match | † Allowed usage on machine less than 50%

CAT PIN GRABBER COUPLER ATTACHMENTS

		With Blade (Up)		Without Blade	
Counterweight		**5.0 mt (11,020 lb)**		**7.7 mt (16,980 lb)**	
Boom Type		**Reach Boom**		**Reach Boom**	
Stick Length		**3.20 m (10'6")**	**3.75 m (12'4")**	**3.20 m (10'6")**	**3.75 m (12'4")**
Hydraulic Hammers	H130 GC	✓	✓	✓	✓
	H130 GC S	✓	✓	✓	✓
	H130 S	✓	✓	✓	✓
	H140 GC	✓*		✓	✓*
	H140 GC S			✓	
	H140 S	✓	✓	✓	✓
	H160 GC			✓	✓*
	H160 GC S	✓		✓	✓
Multi-Processors	MP324 Concrete Cutter Jaw	✓		✓	✓
	MP324 Demolition Jaw	✓*		✓	✓
	MP324 Pulverizer Jaw	✓*		✓	✓*
	MP324 Shear Jaw	✓		✓	✓
	MP324 Tank Shear Jaw	✓*		✓	✓*
	MP324 Universal Jaw	✓*		✓	✓*
	MP332 Shear Jaw			✓*	
Demolition and Sorting Grapples	G324	✓*		✓†	✓
	G324 WH-1500	✓†*		✓†	✓*
	G324 WH-1800			✓†*	
	G332			✓†	
Mobile Scrap and Demolition Shears	S3035			✓	
	S3035 Flat Top			✓*	
Compactors (Vibratory Plate)	CVP110	✓	✓	✓	✓
Mulchers	HM5515 Standard	✓	✓	✓	✓

(continued on next page)

Attachments Offering Guide – North America *(continued)*

Not all Attachments are available in all regions. Consult your Cat dealer for configurations available in your region.

✓ Match No Match

TRS23-S70 ATTACHMENTS

		With Blade (Up)		Without Blade	
Counterweight		**5.0 mt (11,020 lb)**		**7.7 mt (16,980 lb)**	
Boom Type		**Reach Boom**		**Reach Boom**	
Stick Length		**3.20 m (10'6")**	**3.75 m (12'4")**	**3.20 m (10'6")**	**3.75 m (12'4")**
Hydraulic Hammers	H120 S	✓	✓	✓	✓
	H130 S	✓	✓	✓	✓
Compactors (Vibratory Plate)	CVP110	✓	✓	✓	✓

NOTE: Hammer on tiltrotator usage less than 10% of working hours. Refer to your OMM for recommended hydraulic flow requirements.

TRS23-S80 ATTACHMENTS

		With Blade (Up)		Without Blade	
Counterweight		**5.0 mt (11,020 lb)**		**7.7 mt (16,980 lb)**	
Boom Type		**Reach Boom**		**Reach Boom**	
Stick Length		**3.20 m (10'6")**	**3.75 m (12'4")**	**3.20 m (10'6")**	**3.75 m (12'4")**
Hydraulic Hammers	H120 S	✓	✓	✓	✓
	H130 GC S	✓		✓	✓
	H130 S	✓	✓	✓	✓
Compactors (Vibratory Plate)	CVP110	✓	✓	✓	✓

NOTE: Hammer on tiltrotator usage less than 10% of working hours. Refer to your OMM for recommended hydraulic flow requirements.

BOOM-MOUNT ATTACHMENTS

		With Blade (Up)	Without Blade
Counterweight		**5.0 mt (11,020 lb)**	**7.7 mt (16,980 lb)**
Boom Type		**Reach Boom**	**Reach Boom**
Mobile Scrap and Demolition Shears	S2070	✓	✓
	S3050	✓	✓
	S3050 Flat Top	✓	✓

Attachments Offering Guide – Europe

Not all Attachments are available in all regions. Consult your Cat dealer for configurations available in your region.

✓ Match ✓* Working range front only No Match

PIN-ON ATTACHMENTS

		With Blade (Up)		Without Blade	
Counterweight		**5.0 mt (11,020 lb)**		**7.7 mt (16,980 lb)**	
Boom Type		**Reach Boom**		**Reach Boom**	
Stick Length		**3.20 m (10'6")**	**3.75 m (12'4")**	**3.20 m (10'6")**	**3.75 m (12'4")**
Hydraulic Hammers	H130 GC S	✓	✓	✓	✓
	H130 S	✓	✓	✓	✓
	H140 GC S	✓	✓*	✓	✓
	H140 S	✓	✓	✓	✓
	H160 GC S	✓	✓	✓	✓
Multi-Processors	MP324 Concrete Cutter Jaw	✓	✓	✓	✓
	MP324 Demolition Jaw	✓	✓	✓	✓
	MP324 Pulverizer Jaw	✓	✓	✓	✓
	MP324 Shear Jaw	✓	✓	✓	✓
	MP324 Tank Shear Jaw	✓	✓	✓	✓
	MP324 Universal Jaw	✓	✓	✓	✓
	MP332 Concrete Cutter Jaw	✓*		✓	✓*
	MP332 Demolition Jaw	✓*		✓	✓*
	MP332 Pulverizer Jaw			✓	✓*
	MP332 Shear Jaw	✓*		✓	✓*
	MP332 Tank Shear Jaw			✓*	
	MP332 Universal Jaw			✓	✓*
Demolition and Sorting Grapples	G324	✓	✓	✓	✓
	G324 WH-1500	✓	✓	✓	✓
	G324 WH-1800	✓		✓	✓
	G324 WH-2000	✓*		✓	✓*
	G332	✓	✓*	✓	✓
Mobile Scrap and Demolition Shears	S3035	✓	✓*	✓	✓
	S3035 Flat Top	✓*		✓	✓*
Pulverizers	P224 Secondary Pulverizer	✓	✓	✓	✓
	P324 Primary Pulverizer	✓	✓	✓	✓
	P332 Primary Pulverizer	✓*		✓	✓*
Compactors (Vibratory Plate)	CVP110	✓	✓	✓	✓

(continued on next page)

Attachments Offering Guide – Europe *(continued)*

Not all Attachments are available in all regions. Consult your Cat dealer for configurations available in your region.

☐ No Match ● 1800 kg/m³ (3,000 lb/yd³) ○ 1200 kg/m³ (2,000 lb/yd³)

PIN-ON ATTACHMENTS *(continued)*

		With Blade (Up)		Without Blade	
Counterweight		**5.0 mt (11,020 lb)**		**7.7 mt (16,980 lb)**	
Boom Type		**Reach Boom**		**Reach Boom**	
Stick Length		**3.20 m (10'6")**	**3.75 m (12'4")**	**3.20 m (10'6")**	**3.75 m (12'4")**
Orange Peel Grapples	GSH425-750	●	●	●	●
	GSH425-950	●	●	●	●
	GSH425-1150	●	○	●	●
	GSH440-1150	○		●	○
	GSH440-1550			○	
	GSH525-750	●	●	●	●
	GSH525-950	●	○	●	●
	GSH525-1150	○	○	●	○
	GSV525-600	●	●	●	●
	GSV525-750	●	●	●	●
	GSV525-950	●	○	●	●
	GSV525-1150	○	○	●	○
Hydraulic Transfer Grab	CTV15-1000	●	●	●	●
	CTV15-1200	●	○	●	●
	CTV15-1500	○	○	●	○
	CTV15-1700	○		○	○
	CTV15-1900			○	
	CTV20-1300	○	○	●	○
	CTV20-1500	○		○	○
	CTV20-1700			○	
	CTV20-1900			○	

(continued on next page)

Attachments Offering Guide – Europe *(continued)*

Not all Attachments are available in all regions. Consult your Cat dealer for configurations available in your region.

✓ Match | ✓* Working range front only | No Match | † Allowed usage on machine less than 50%

CAT PIN GRABBER COUPLER ATTACHMENTS

		With Blade (Up)		Without Blade	
Counterweight		**5.0 mt (11,020 lb)**		**7.7 mt (16,980 lb)**	
Boom Type		**Reach Boom**		**Reach Boom**	
Stick Length		**3.20 m (10'6")**	**3.75 m (12'4")**	**3.20 m (10'6")**	**3.75 m (12'4")**
Hydraulic Hammers	H130 GC S	✓	✓	✓	✓
	H130 S	✓	✓	✓	✓
	H140 GC S			✓	
	H140 S	✓	✓	✓	✓
	H160 GC S	✓		✓	✓
Multi-Processors	MP324 Concrete Cutter Jaw	✓		✓	✓
	MP324 Demolition Jaw	✓*		✓	✓
	MP324 Pulverizer Jaw	✓*		✓	✓*
	MP324 Shear Jaw	✓		✓	✓
	MP324 Tank Shear Jaw	✓*		✓	✓*
	MP324 Universal Jaw	✓*		✓	✓*
	MP332 Shear Jaw			✓*	
Demolition and Sorting Grapples	G324	✓†		✓†	✓
	G324 WH-1500	✓†*		✓†	✓*
	G324 WH-1800			✓†*	
	G332			✓†	
Mobile Scrap and Demolition Shears	S3035			✓	
	S3035 Flat Top			✓*	
Compactors (Vibratory Plate)	CVP110	✓	✓	✓	✓

(continued on next page)

Attachments Offering Guide – Europe *(continued)*

Not all Attachments are available in all regions. Consult your Cat dealer for configurations available in your region.

✓ Match | ✓* Working range front only | No Match | † Allowed usage on machine less than 50%

CW-45S DEDICATED COUPLER ATTACHMENTS

		With Blade (Up)		Without Blade	
Counterweight		**5.0 mt (11,020 lb)**		**7.7 mt (16,980 lb)**	
Boom Type		**Reach Boom**		**Reach Boom**	
Stick Length		**3.20 m (10'6")**	**3.75 m (12'4")**	**3.20 m (10'6")**	**3.75 m (12'4")**
Hydraulic Hammers	H130 GC S	✓	✓	✓	✓
	H130 S	✓	✓	✓	✓
	H140 GC S			✓*	
	H140 S	✓	✓	✓	✓
	H160 GC S	✓*		✓	✓*
Multi-Processors	MP324 Concrete Cutter Jaw	✓		✓	✓
	MP324 Demolition Jaw	✓		✓	✓
	MP324 Pulverizer Jaw	✓*		✓	✓*
	MP324 Shear Jaw	✓	✓*	✓	✓
	MP324 Tank Shear Jaw	✓		✓	✓
	MP324 Universal Jaw	✓		✓	✓
	MP332 Concrete Cutter Jaw			✓*	
	MP332 Shear Jaw			✓*	
Demolition and Sorting Grapples	G324	✓†	✓*	✓†	✓
	G324 WH-1500	✓†*		✓†	✓
	G324 WH-1800			✓†	
	G324 WH-2000			✓†*	
	G332			✓†	✓*
Mobile Scrap and Demolition Shears	S3035			✓*	
	S3035 Flat Top			✓*	
Pulverizers	P224 Secondary Pulverizer	✓*		✓	✓*
	P324 Primary Pulverizer	✓*		✓	✓*
Compactors (Vibratory Plate)	CVP110	✓	✓	✓	✓

(continued on next page)

Attachments Offering Guide – Europe *(continued)*

Not all Attachments are available in all regions. Consult your Cat dealer for configurations available in your region.

✓ Match | ✓* Working range front only | No Match | † Allowed usage on machine less than 50%

CW-45 DEDICATED COUPLER ATTACHMENTS

		With Blade (Up)		Without Blade	
Counterweight		**5.0 mt (11,020 lb)**		**7.7 mt (16,980 lb)**	
Boom Type		**Reach Boom**		**Reach Boom**	
Stick Length		**3.20 m (10'6")**	**3.75 m (12'4")**	**3.20 m (10'6")**	**3.75 m (12'4")**
Hydraulic Hammers	H130 GC S	✓	✓	✓	✓
	H130 S	✓	✓	✓	✓
	H140 GC S			✓	
	H140 S	✓	✓	✓	✓
	H160 GC S	✓*		✓	✓*
Multi-Processors	MP324 Concrete Cutter Jaw	✓		✓	✓
	MP324 Demolition Jaw	✓		✓	✓
	MP324 Pulverizer Jaw	✓*		✓	✓*
	MP324 Shear Jaw	✓		✓	✓
	MP324 Tank Shear Jaw	✓*		✓	✓*
	MP324 Universal Jaw	✓*		✓	✓*
	MP332 Concrete Cutter Jaw			✓*	
	MP332 Shear Jaw			✓*	
Demolition and Sorting Grapples	G324	✓†		✓†	✓
	G324 WH-1500	✓†*		✓†	✓*
	G324 WH-1500			✓†*	✓*
	G324 WH-2000			✓†*	
	G332			✓†	
Mobile Scrap and Demolition Shears	S3035			✓*	
	S3035 Flat Top			✓*	
Pulverizers	P224 Secondary Pulverizer	✓*		✓	✓*
	P324 Primary Pulverizer	✓*		✓	✓*
Compactors (Vibratory Plate)	CVP110	✓	✓	✓	✓

(continued on next page)

Attachments Offering Guide – Europe *(continued)*

Not all Attachments are available in all regions. Consult your Cat dealer for configurations available in your region.

✓ Match | ✓* Working range front only | No Match | † Allowed usage on machine less than 50%

S70 DEDICATED COUPLER ATTACHMENTS

		With Blade (Up)		Without Blade	
Counterweight		**5.0 mt (11,020 lb)**		**7.7 mt (16,980 lb)**	
Boom Type		**Reach Boom**		**Reach Boom**	
Stick Length		**3.20 m (10'6")**	**3.75 m (12'4")**	**3.20 m (10'6")**	**3.75 m (12'4")**
Hydraulic Hammers	H130 S	✓	✓	✓	✓
	H140 S	✓	✓	✓	✓
Multi-Processors	MP324 Concrete Cutter Jaw	✓	✓*	✓	✓
	MP324 Demolition Jaw	✓	✓*	✓	✓
	MP324 Pulverizer Jaw	✓		✓	✓
	MP324 Shear Jaw	✓	✓	✓	✓
	MP324 Tank Shear Jaw	✓	✓*	✓	✓
	MP324 Universal Jaw	✓	✓*	✓	✓
Demolition and Sorting Grapples	G324	✓†	✓*	✓†	
	G324 WH-1500	✓†	✓*	✓†	
	G324 WH-1800	✓†*		✓†	
	G324 WH-2000			✓†	
	G332	✓†*		✓†	✓*
Mobile Scrap and Demolition Shears	S3035 Flat Top			✓	
Pulverizers	P224 Secondary Pulverizer	✓	✓*	✓	✓
	P324 Primary Pulverizer	✓	✓*	✓	✓
Compactors (Vibratory Plate)	CVP110	✓	✓	✓	✓

(continued on next page)

Attachments Offering Guide – Europe *(continued)*

Not all Attachments are available in all regions. Consult your Cat dealer for configurations available in your region.

✓ Match | ✓* Working range front only | No Match | † Allowed usage on machine less than 50%

S80 DEDICATED COUPLER ATTACHMENTS

		With Blade		Without Blade	
Counterweight		**5.0 mt (11,020 lb)**		**7.7 mt (16,980 lb)**	
Boom Type		**Reach Boom**		**Reach Boom**	
Stick Length		**3.20 m (10'6")**	**3.75 m (12'4")**	**3.20 m (10'6")**	**3.75 m (12'4")**
Hydraulic Hammers	H130 GC S	✓	✓	✓	✓
	H130 S	✓	✓	✓	✓
	H140 GC S			✓	
	H140 S	✓	✓	✓	✓
	H160 GC S	✓*		✓	✓*
Multi-Processors	MP324 Concrete Cutter Jaw	✓		✓	✓
	MP324 Demolition Jaw	✓		✓	✓
	MP324 Pulverizer Jaw	✓*		✓	✓*
	MP324 Shear Jaw	✓	✓*	✓	✓
	MP324 Tank Shear Jaw	✓*		✓	✓
	MP324 Universal Jaw	✓		✓	✓
Demolition and Sorting Grapples	G324	✓†		✓†	✓
	G324 WH-1500	✓†*		✓†	✓
	G324 WH-1800			✓†	
	G324 WH-2000			✓†*	
	G332			✓†	✓*
Mobile Scrap and Demolition Shears	S3035 Flat Top			✓*	
Pulverizers	P224 Secondary Pulverizer	✓*		✓	✓*
	P324 Primary Pulverizer	✓*		✓	✓*
Compactors (Vibratory Plate)	CVP110	✓	✓	✓	✓

(continued on next page)

Attachments Offering Guide – Europe *(continued)*

Not all Attachments are available in all regions. Consult your Cat dealer for configurations available in your region.

✓ Match | ✓* Working range front only | No Match | † Allowed usage on machine less than 50%

HCS70 DEDICATED COUPLER ATTACHMENTS

		With Blade (Up)		Without Blade	
Counterweight		**5.0 mt (11,020 lb)**		**7.7 mt (16,980 lb)**	
Boom Type		**Reach Boom**		**Reach Boom**	
Stick Length		**3.20 m (10'6")**	**3.75 m (12'4")**	**3.20 m (10'6")**	**3.75 m (12'4")**
Hydraulic Hammers	H130 S	✓	✓	✓	✓
	H140 S	✓	✓	✓	✓
Multi-Processors	MP324 Concrete Cutter Jaw	✓	✓*	✓	✓
	MP324 Demolition Jaw	✓	✓*	✓	✓
	MP324 Pulverizer Jaw	✓*		✓	✓
	MP324 Shear Jaw	✓	✓*	✓	✓
	MP324 Tank Shear Jaw	✓		✓	✓
	MP324 Universal Jaw	✓		✓	✓
Demolition and Sorting Grapples	G324	✓†	✓*	✓†	✓
	G324 WH-1500	✓†		✓†	✓
	G324 WH-1800			✓†	
	G324 WH-2000			✓†*	
	G332	✓†*		✓†	✓*
Mobile Scrap and Demolition Shears	S3035 Flat Top			✓*	
Pulverizers	P224 Secondary Pulverizer	✓*		✓	✓
	P324 Primary Pulverizer	✓*		✓	✓
Compactors (Vibratory Plate)	CVP110	✓	✓	✓	✓

(continued on next page)

Attachments Offering Guide – Europe *(continued)*

Not all Attachments are available in all regions. Consult your Cat dealer for configurations available in your region.

✓ Match | ✓* Working range front only | No Match | † Allowed usage on machine less than 50%

HCS70/55 DEDICATED COUPLER ATTACHMENTS

		With Blade (Up)		Without Blade	
Counterweight		**5.0 mt (11,020 lb)**		**7.7 mt (16,980 lb)**	
Boom Type		**Reach Boom**		**Reach Boom**	
Stick Length		**3.20 m (10'6")**	**3.75 m (12'4")**	**3.20 m (10'6")**	**3.75 m (12'4")**
Hydraulic Hammers	H130 S	✓	✓	✓	✓
	H140 S	✓	✓	✓	✓
Multi-Processors	MP324 Concrete Cutter Jaw	✓		✓	✓
	MP324 Demolition Jaw	✓		✓	✓
	MP324 Pulverizer Jaw	✓*		✓	✓*
	MP324 Shear Jaw	✓	✓*	✓	✓
	MP324 Tank Shear Jaw	✓*		✓	✓
	MP324 Universal Jaw	✓		✓	✓
Demolition and Sorting Grapples	G324	✓†		✓†	✓
	G324 WH-1500	✓†*		✓†	✓
	G324 WH-1800			✓†	
	G324 WH-2000			✓†*	
	G332			✓†	✓*
Mobile Scrap and Demolition Shears	S3035 Flat Top			✓*	
Pulverizers	P224 Secondary Pulverizer	✓*		✓	✓*
	P324 Primary Pulverizer	✓*		✓	✓*
Compactors (Vibratory Plate)	CVP110	✓	✓	✓	✓

(continued on next page)

Attachments Offering Guide – Europe *(continued)*

Not all Attachments are available in all regions. Consult your Cat dealer for configurations available in your region.

✓ Match | ✓* Working range front only | No Match | † Allowed usage on machine less than 50%

HCS80 DEDICATED COUPLER ATTACHMENTS

		With Blade (Up)		Without Blade	
Counterweight		**5.0 mt (11,020 lb)**		**7.7 mt (16,980 lb)**	
Boom Type		**Reach Boom**		**Reach Boom**	
Stick Length		**3.20 m (10'6")**	**3.75 m (12'4")**	**3.20 m (10'6")**	**3.75 m (12'4")**
Hydraulic Hammers	H130 S	✓	✓	✓	✓
	H140 S	✓	✓	✓	✓
Multi-Processors	MP324 Concrete Cutter Jaw	✓*		✓	✓*
	MP324 Demolition Jaw	✓*		✓	✓*
	MP324 Pulverizer Jaw			✓	✓*
	MP324 Shear Jaw	✓		✓	✓
	MP324 Tank Shear Jaw	✓*		✓	✓*
	MP324 Universal Jaw	✓*		✓	✓*
Demolition and Sorting Grapples	G324	✓†*		✓†	✓
	G324 WH-1500	✓†*		✓†	✓*
	G324 WH-1800			✓†*	
	G332			✓†*	
Pulverizers	P224 Secondary Pulverizer	✓*		✓	✓*
	P324 Primary Pulverizer	✓*		✓	✓*
Compactors (Vibratory Plate)	CVP110	✓	✓	✓	✓

TRS23 (PIN-ON TOP/CW-40 BOTTOM) ATTACHMENTS

		With Blade (Up)		Without Blade	
Counterweight		**5.0 mt (11,020 lb)**		**7.7 mt (16,980 lb)**	
Boom Type		**Reach Boom**		**Reach Boom**	
Stick Length		**3.20 m (10'6")**	**3.75 m (12'4")**	**3.20 m (10'6")**	**3.75 m (12'4")**
Hydraulic Hammers	H120 S	✓	✓	✓	✓
	H130 GC S	✓		✓	✓
	H130 S	✓	✓	✓	✓
Compactors (Vibratory Plate)	CVP110	✓	✓	✓	✓

NOTE: Hammer on tiltrotator usage less than 10% of working hours. Refer to your OMM for recommended hydraulic flow requirements.

TRS23 (CW-40 TOP/CW-40 BOTTOM) ATTACHMENTS

		With Blade (Up)		Without Blade	
Counterweight		**5.0 mt (11,020 lb)**		**7.7 mt (16,980 lb)**	
Boom Type		**Reach Boom**		**Reach Boom**	
Stick Length		**3.20 m (10'6")**	**3.75 m (12'4")**	**3.20 m (10'6")**	**3.75 m (12'4")**
Compactors (Vibratory Plate)	CVP110	✓	✓	✓	✓

NOTE: Hammer on tiltrotator usage less than 10% of working hours. Refer to your OMM for recommended hydraulic flow requirements.

(continued on next page)

Attachments Offering Guide – Europe *(continued)*

Not all Attachments are available in all regions. Consult your Cat dealer for configurations available in your region.

✓ Match ✓* Working range front only No Match

TRS23 (PIN-ON TOP/CW-45S BOTTOM) ATTACHMENTS

		With Blade (Up)		Without Blade	
Counterweight		**5.0 mt (11,020 lb)**		**7.7 mt (16,980 lb)**	
Boom Type		**Reach Boom**		**Reach Boom**	
Stick Length		**3.20 m (10'6")**	**3.75 m (12'4")**	**3.20 m (10'6")**	**3.75 m (12'4")**
Hydraulic Hammers	H120 S	✓	✓	✓	✓
	H130 GC S	✓*		✓	✓*
	H130 S	✓	✓*	✓	✓
Compactors (Vibratory Plate)	CVP110	✓	✓	✓	✓

NOTE: Hammer on tiltrotator usage less than 10% of working hours. Refer to your OMM for recommended hydraulic flow requirements.

TRS23 (CW-45S TOP/CW-45S BOTTOM) ATTACHMENTS

		With Blade (Up)		Without Blade	
Counterweight		**5.0 mt (11,020 lb)**		**7.7 mt (16,980 lb)**	
Boom Type		**Reach Boom**		**Reach Boom**	
Stick Length		**3.20 m (10'6")**	**3.75 m (12'4")**	**3.20 m (10'6")**	**3.75 m (12'4")**
Hydraulic Hammers	H120 S	✓	✓*	✓	✓
	H130 S	✓		✓	✓
Compactors (Vibratory Plate)	CVP110	✓	✓	✓	✓

NOTE: Hammer on tiltrotator usage less than 10% of working hours. Refer to your OMM for recommended hydraulic flow requirements.

TRS23 (PIN-ON TOP/S70 BOTTOM) ATTACHMENTS

		With Blade (Up)		Without Blade	
Counterweight		**5.0 mt (11,020 lb)**		**7.7 mt (16,980 lb)**	
Boom Type		**Reach Boom**		**Reach Boom**	
Stick Length		**3.20 m (10'6")**	**3.75 m (12'4")**	**3.20 m (10'6")**	**3.75 m (12'4")**
Hydraulic Hammers	H120 S	✓	✓	✓	✓
	H130 S	✓	✓	✓	✓
Compactors (Vibratory Plate)	CVP110	✓	✓	✓	✓

NOTE: Hammer on tiltrotator usage less than 10% of working hours. Refer to your OMM for recommended hydraulic flow requirements.

TRS23 (S70 TOP/S70 BOTTOM) ATTACHMENTS

		With Blade (Up)		Without Blade	
Counterweight		**5.0 mt (11,020 lb)**		**7.7 mt (16,980 lb)**	
Boom Type		**Reach Boom**		**Reach Boom**	
Stick Length		**3.20 m (10'6")**	**3.75 m (12'4")**	**3.20 m (10'6")**	**3.75 m (12'4")**
Hydraulic Hammers	H120 S	✓	✓	✓	✓
	H130 S	✓	✓	✓	✓
Compactors (Vibratory Plate)	CVP110	✓	✓	✓	✓

NOTE: Hammer on tiltrotator usage less than 10% of working hours. Refer to your OMM for recommended hydraulic flow requirements.

(continued on next page)

Attachments Offering Guide – Europe *(continued)*

Not all Attachments are available in all regions. Consult your Cat dealer for configurations available in your region.

✓ Match ✓* Working range front only No Match

TRS23 (PIN-ON TOP/S80 BOTTOM) ATTACHMENTS

		With Blade (Up)		Without Blade	
Counterweight		**5.0 mt (11,020 lb)**		**7.7 mt (16,980 lb)**	
Boom Type		**Reach Boom**		**Reach Boom**	
Stick Length		**3.20 m (10'6")**	**3.75 m (12'4")**	**3.20 m (10'6")**	**3.75 m (12'4")**
Hydraulic Hammers	H120 S	✓	✓	✓	✓
	H130 GC S	✓		✓	✓
	H130 S	✓	✓	✓	✓
Compactors (Vibratory Plate)	CVP110	✓	✓	✓	✓

NOTE: Hammer on tiltrotator usage less than 10% of working hours. Refer to your OMM for recommended hydraulic flow requirements.

TRS23 (S80 TOP/S80 BOTTOM) ATTACHMENTS

		With Blade (Up)		Without Blade	
Counterweight		**5.0 mt (11,020 lb)**		**7.7 mt (16,980 lb)**	
Boom Type		**Reach Boom**		**Reach Boom**	
Stick Length		**3.20 m (10'6")**	**3.75 m (12'4")**	**3.20 m (10'6")**	**3.75 m (12'4")**
Hydraulic Hammers	H120 S	✓	✓	✓	✓
	H130 GC S			✓*	
	H130 S	✓		✓	✓
Compactors (Vibratory Plate)	CVP110	✓	✓	✓	✓

NOTE: Hammer on tiltrotator usage less than 10% of working hours. Refer to your OMM for recommended hydraulic flow requirements.

TRS23 (HCS70 TOP/HCS70 BOTTOM) ATTACHMENTS

		With Blade (Up)		Without Blade	
Counterweight		**5.0 mt (11,020 lb)**		**7.7 mt (16,980 lb)**	
Boom Type		**Reach Boom**		**Reach Boom**	
Stick Length		**3.20 m (10'6")**	**3.75 m (12'4")**	**3.20 m (10'6")**	**3.75 m (12'4")**
Hydraulic Hammers	H120 S	✓	✓	✓	✓
	H130 S	✓	✓*	✓	✓
Compactors (Vibratory Plate)	CVP110	✓	✓	✓	✓

NOTE: Hammer on tiltrotator usage less than 10% of working hours. Refer to your OMM for recommended hydraulic flow requirements.

(continued on next page)

Attachments Offering Guide – Europe *(continued)*

Not all Attachments are available in all regions. Consult your Cat dealer for configurations available in your region.

✓ Match ✓* Working range front only No Match

TRS23 (HCS70/55 TOP/HCS70/55 BOTTOM) ATTACHMENTS

		With Blade (Up)		Without Blade	
Counterweight		**5.0 mt (11,020 lb)**		**7.7 mt (16,980 lb)**	
Boom Type		**Reach Boom**		**Reach Boom**	
Stick Length		**3.20 m (10'6")**	**3.75 m (12'4")**	**3.20 m (10'6")**	**3.75 m (12'4")**
Hydraulic Hammers	H120 S	✓	✓	✓	✓
	H130 S	✓		✓	✓
Compactors (Vibratory Plate)	CVP110	✓	✓	✓	✓

NOTE: Hammer on tiltrotator usage less than 10% of working hours. Refer to your OMM for recommended hydraulic flow requirements.

TRS23 (HCS80 TOP/HCS80 BOTTOM) ATTACHMENTS

		With Blade (Up)		Without Blade	
Counterweight		**5.0 mt (11,020 lb)**		**7.7 mt (16,980 lb)**	
Boom Type		**Reach Boom**		**Reach Boom**	
Stick Length		**3.20 m (10'6")**	**3.75 m (12'4")**	**3.20 m (10'6")**	**3.75 m (12'4")**
Hydraulic Hammers	H120 S	✓		✓	✓
	H130 S	✓*		✓	✓*
Compactors (Vibratory Plate)	CVP110	✓	✓	✓	✓

NOTE: Hammer on tiltrotator usage less than 10% of working hours. Refer to your OMM for recommended hydraulic flow requirements.

BOOM-MOUNT ATTACHMENTS

		With Blade (Up)	Without Blade
Counterweight		**5.0 mt (11,020 lb)**	**7.7 mt (16,980 lb)**
Boom Type		**Reach Boom**	**Reach Boom**
Mobile Scrap & Demolition Shears	S2070	✓	✓
	S3050	✓	✓
	S3050 Flat Top	✓	✓

Attachments Offering Guide – Australia and New Zealand

Not all Attachments are available in all regions. Consult your Cat dealer for configurations available in your region.

✓ Match ✓* Working range front only No Match

PIN-ON ATTACHMENTS

		With Blade (Up)		Without Blade	
Counterweight		**5.0 mt (11,020 lb)**		**7.7 mt (16,980 lb)**	
Boom Type		**Reach Boom**		**Reach Boom**	
Stick Length		**3.20 m (10'6")**	**3.75 m (12'4")**	**3.20 m (10'6")**	**3.75 m (12'4")**
Hydraulic Hammers	H130 GC	✓	✓	✓	✓
	H130 GC S	✓	✓	✓	✓
	H130 S	✓	✓	✓	✓
	H140 GC	✓	✓	✓	✓
	H140 GC S	✓	✓*	✓	✓
	H140 S	✓	✓	✓	✓
	H160 GC	✓	✓*	✓	✓
	H160 GC S	✓	✓	✓	✓
Demolition and Sorting Grapples	G324	✓	✓	✓	✓
	G332	✓	✓*	✓	✓
Mobile Scrap and Demolition Shears	S3035	✓	✓*	✓	✓
	S3035 Flat Top	✓*		✓	✓*
Compactors (Vibratory Plate)	CVP110	✓	✓	✓	✓
Mulchers	HM5515 Standard	✓	✓	✓	✓

(continued on next page)

Attachments Offering Guide – Australia and New Zealand *(continued)*

Not all Attachments are available in all regions. Consult your Cat dealer for configurations available in your region.

✓ Match | ✓* Working range front only | No Match | † Allowed usage on machine less than 50%

CAT PIN GRABBER COUPLER ATTACHMENTS

		With Blade (Up)		Without Blade	
Counterweight		**5.0 mt (11,020 lb)**		**7.7 mt (16,980 lb)**	
Boom Type		**Reach Boom**		**Reach Boom**	
Stick Length		**3.20 m (10'6")**	**3.75 m (12'4")**	**3.20 m (10'6")**	**3.75 m (12'4")**
Hydraulic Hammers	H130 GC	✓	✓	✓	✓
	H130 GC S	✓	✓	✓	✓
	H130 S	✓	✓	✓	✓
	H140 GC	✓*		✓	✓*
	H140 GC S			✓	
	H140 S	✓	✓	✓	✓
	H160 GC			✓	✓*
	H160 GC S	✓		✓	✓
Demolition and Sorting Grapples	G324	✓†		✓†	✓
	G332			✓†	
Mobile Scrap and Demolition Shears	S3035			✓	
	S3035 Flat Top			✓*	
Compactors (Vibratory Plate)	CVP110	✓	✓	✓	✓
Mulchers	HM5515 Standard	✓	✓	✓	✓

BOOM-MOUNT ATTACHMENTS

		With Blade		Without Blade	
Counterweight		**5.0 mt (11,020 lb)**		**7.7 mt (16,980 lb)**	
Boom Type		**Reach Boom**		**Reach Boom**	
Stick Length		**3.20 m (10'6")**	**3.75 m (12'4")**	**3.20 m (10'6")**	**3.75 m (12'4")**
Mobile Scrap and Demolition Shears	S2070	✓	✓		
	S3050	✓	✓		
	S3050 Flat Top	✓	✓		

Attachments Offering Guide – Hong Kong and Taiwan

Not all Attachments are available in all regions. Consult your Cat dealer for configurations available in your region.

✓ Match

✓* Working range front only

PIN-ON ATTACHMENTS

		With Blade (Up)		Without Blade	
Counterweight		**5.0 mt (11,020 lb)**		**7.7 mt (16,980 lb)**	
Boom Type		**Reach Boom**		**Reach Boom**	
Stick Length		**3.20 m (10'6")**	**3.75 m (12'4")**	**3.20 m (10'6")**	**3.75 m (12'4")**
Hydraulic Hammers	H130 GC	✓	✓	✓	✓
	H130 GC S	✓	✓	✓	✓
	H140 GC	✓	✓	✓	✓
	H140 GC S	✓	✓*	✓	✓
	H160 GC	✓	✓*	✓	✓
	H160 GC S	✓	✓	✓	✓

Standard and Optional Equipment

Standard and optional equipment may vary. Consult your Cat dealer for details.

	Standard	Optional
CAT TECHNOLOGY		
Cat Product Link™	✓	
Work tool recognition	✓	
Work tool tracking*	✓	
Laser catcher		✓
Cat Grade with 2D and offset memory	✓	
Cat Grade with Advanced 2D		✓
Cat Grade with 3D connectivity:		✓
– Compatibility with radios and base stations from Trimble, Topcon and Leica	✓	
– Capability to install 3D grade systems from Trimble, Topcon, and Leica	✓	
Cat Assist: – Grade Assist – Boom Assist – Bucket Assist – Swing Assist – Lift Assist	✓	
Cat Payload: – Static weigh – Semiautomatic calibration – Payload/cycle information – USB reporting capability	✓	
2D E-Fence: – E-ceiling – E-floor – E-swing – E-wall – E-cab avoidance	✓	
Auto hammer stop	✓	
Remote Services capability	✓	

*Paired with PL161 attachment locator.

	Standard	Optional
ENGINE		
Three selectable modes: Power, Smart, Eco	✓	
Up to 4600 m (15,090 ft) altitude capability with engine power derate above 3000 m (9,840 ft)	✓	
52° C (126° F) high-ambient cooling capacity	✓	
–18° C (0° F) cold start capability	✓	
–32° C (–25° F) cold start capability		✓
1 x 145 Amp dual alternator	✓	
Electric fuel priming pump	✓	
Reversible hydraulic cooling fans	✓	
Two-stage fuel filtration system with water separator and indicator	✓	
HYDRAULIC SYSTEM		
SmartBoom™[1]	✓	
Auto Dig Boost	✓	
Auto Heavy Lift	✓	
Electric main control valve	✓	
Boom and stick regeneration circuits	✓	
Automatic hydraulic oil warm up	✓	
Automatic two-speed travel	✓	
Boom and stick drift reduction valve	✓	
Tandem type electronic main pump	✓	
Element type main hydraulic filter	✓	

[1] Available in Europe only.

(continued on next page)

Standard and Optional Equipment *(continued)*

Standard and optional equipment may vary. Consult your Cat dealer for details.

	Standard	Optional
BOOM, STICKS AND LINKAGE		
Boom cylinders	✓	
6.15 m (20'2") Reach boom	✓	
3.2 m (10'6") Reach stick		✓
3.75 m (12'4") Reach stick		✓
Bucket linkage, CB2 family with lifting eye	✓	
UNDERCARRIAGE AND STRUCTURES		
Grease lubricated track	✓	
ISO 15818 tie down points on base frame	✓	
Three-piece segmented track guiding guard	✓	
Full length track guiding guard		✓
Heavy-duty travel motor guards	✓	
Swivel guard		✓
5.0 mt (11,020 lb) counterweight*		✓
7.7 mt (16,980 lb) counterweight**		✓
600 mm (24") triple grouser track shoes		✓
850 mm (33") triple grouser track shoes		✓
3440 mm (11'3") blade		✓
3600 mm (11'10") blade		✓

*For use with blade only.

**For use without blade only.

	Standard	Optional
ELECTRICAL SYSTEM		
Maintenance free batteries	✓	
LED chassis light, left-hand/right-hand boom lights, cab lights – 1800 lumens	✓	
Centralized electrical disconnect switch	✓	
Programmable time delay working lights after engine shutdown	✓	
SERVICE AND MAINTENANCE		
S·O·S℠ sampling ports	✓	
Grouped location for engine oil and fuel filters	✓	
Remote flash	✓	
SAFETY AND SECURITY		
Rear and right-hand-side view cameras	✓	
360° visibility		✓
ISO 2867 right-hand handrail and hand hold	✓	
Service platform with anti-skid plate and countersunk bolts	✓	
Hydraulic lock out lever neutralizes all controls	✓	
Ground level accessible secondary engine shutoff switch in cab	✓	
Signaling/warning horn	✓	

Dealer Installed Kits and Attachments

Attachments may vary. Consult your Cat dealer for details.

CAB

- LH/RH (two-way) electrical pedal for tool control
- Dual exit rear window kit
- Rain protector plus cab light cover
- Front windshield laminated glass (P5A glass, EU demolition regulation)
- Bluetooth® key fob

GUARDS

- FOGS (not compatible with cab light cover, rain protector)
- Mesh guard full front (not compatible with cab light cover, rain protector)
- Mesh guard lower half front
- Full protecting vandalism guard

SAFETY AND SECURITY

- 76 mm (3") retractable seat belt

335 Cab Options

Cab Options

	Deluxe	Premium
Sound suppressed ROPS cab with viscous mounts	●	●
High-resolution 254 mm (10") LCD touch screen monitor	●	●
Additional high-resolution LCD touch screen monitor for Cat GRADE Advanced 2D and 3D	○	○
Automatic bi-level air conditioner	●	●
Jog dial and shortcut keys for monitor control	●	●
Keyless push-to-start engine control	●	●
Height-adjustable console, infinite with no tool	●	●
Tilt-up left-side console	●	●
Cat Stick Steer	○	○
Heated seat with air-adjustable suspension	●	X
Heated and cooled seat with automatic adjustable suspension	X	●
51 mm (2") orange seat belt	●	●
Bluetooth integrated radio (including USB, aux port and microphone)	●	●
2 x 12V DC outlets	●	●
Document storage	●	●
Rear head storage net and lunchbox storage net	●	●
Cup and bottle holders	●	●
Upper radial wiper 70/30 with washer	●	X
Parallel wiper with 70/30 with washer	X	○
Parallel wiper one-piece with washer	X	○
Polycarbonate skylight hatch, openable windshield	●	○
Fixed glass hatch, one-piece windshield	X	○
LED dome light	●	●
Roller front sunscreen	●	●
Roller rear sunscreen	○	●
Rear window emergency exit	●	●
Washable floor mat	●	●
Beacon ready	●	●

● Standard ○ Optional X Not available

For more complete information on Cat products, dealer services, and industry solutions, visit us on the web at **www.cat.com**

© 2021 Caterpillar
All rights reserved

Materials and specifications are subject to change without notice. Featured machines in photos may include additional equipment. See your Cat dealer for available options.

CAT, CATERPILLAR, LET'S DO THE WORK, their respective logos, "Caterpillar Corporate Yellow," the "Power Edge" and Cat "Modern Hex" trade dress as well as corporate and product identity used herein, are trademarks of Caterpillar and may not be used without permission.

AEXQ2905-03 (09-2021)
Replaces AEXQ2905-02
Build Number: 07B
(N Am, Aus-NZ, Eur,
Hong Kong, Taiwan)