320 GC, GC Narrow

Hydraulic Excavators

Technical Specifications

Configurations and features may vary by region. Please consult your Cat® dealer for availability in your area.

Table of Contents

320 GC Hydraulic Excavator

Specifications 2
- Engine 2
- Air Conditioning System 2
- Swing Mechanism 2
- Weights 2
- Track 2
- Drive 2
- Hydraulic System 2
- Service Refill Capacities 2
- Standards 2
- Sound Performance 2
- Operating Weights and Ground Pressures 3
- Major Component Weights 3
- Dimensions 4
- Working Ranges 5
- Reach Boom Lift Capacities 6
- Bucket Specifications and Compatibility 9
- Attachments Offering Guide 12

Standard and Optional Equipment 20

Dealer Installed Kit and Attachments 22

320 GC Narrow Hydraulic Excavator Specialty Configuration

Key Features and Benefits 23

Specifications 24
- Engine 24
- Air Conditioning System 24
- Swing Mechanism 24
- Weights 24
- Track 24
- Drive 24
- Standards 24
- Hydraulic System 24
- Service Refill Capacities 25
- Sound Performance 25
- Operating Weights and Ground Pressures 26
- Major Component Weights 26
- Dimensions 27
- Working Ranges 28
- Reach Boom Lift Capacities 29
- Bucket Specifications and Compatibility 30
- Attachments Offering Guide 33

Standard and Optional Equipment 41

Dealer Installed Kit and Attachments 43

320 GC Hydraulic Excavator Specifications

Engine

Engine model	Cat® C4.4	
Net Power (ISO 9249)	109 kW	146 hp
Engine Power (ISO 14396)	110 kW	148 hp
Bore	105 mm	4 in
Stroke	127 mm	5 in
Displacement	4.4 L	269 in³
Biodiesel Capability	Up to B20[1]	

- The 320 GC meets EU Stage V emission standards.
- Recommended for use up to 4500 m (14,764 ft) altitude with engine power derate above 3000 m (9,842.5 ft).
- Net Power is tested per ISO 9249. Standards in effect at the time of manufacture.
- Net power advertised is the power available at the flywheel when the engine is equipped with fan, air intake system, exhaust system and alternator.
- Rating speed at 2,000 rpm.

[1]Cat engines are compatible with the following renewable, alternative, and bio-fuels* with lower greenhouse gas emission impact:

✓ Up to B20 biodiesel (FAME)**

✓ Up to 100% HVO and GTL renewable fuels

**Refer to guidelines for successful application. Please consult your Cat dealer or "Caterpillar Machine Fluids Recommendations" (SEBU6250) for details.*

***For use of higher blends, consult your Cat dealer.*

Air Conditioning System

The air conditioning system on this machine contains the fluorinated greenhouse gas refrigerant R134a (Global Warming Potential = 1430). The system contains 0.9 kg of refrigerant, which has a CO_2 equivalent of 1.287 metric tonnes.

Swing Mechanism

Swing Speed	11.6 rpm	
Maximum Swing Torque	74.4 kN·m	54,900 lb-ft

Weights

Operating Weight	21 900 kg	48,281 lb

- Reach boom, R2.9 (9'6") stick, GD 1.0 m³ (1.31 yd³) bucket and 700 mm (28 in) triple grouser shoes.

Track

Optional Track Shoes Width	600 mm	24 in
Optional Track Shoes Width	700 mm	28 in
Optional Track Shoes Width	790 mm	31 in
Number of Shoes (each side)	49	
Number of Track Rollers (each side)	8	
Number of Carrier Rollers (each side)	2	

Drive

Gradeability	35°/70%	
Maximum Travel Speed	5.9 km/h	3.6 mph
Maximum Drawbar Pull	205 kN	46,131 lbf

Hydraulic System

Main System – Maximum Flow (Implement)	442 L/min (221 × 2 pumps)	117 gal/min (58.5 × 2 pumps)
Maximum Pressure – Equipment – Normal	35 000 kPa	5,075 psi
Maximum Pressure – Equipment – Lift Mode	38 000 kPa	5,510 psi
Maximum Pressure – Travel	34 300 kPa	4,974 psi
Maximum Pressure – Swing	25,000 kPa	3,625 psi
Boom Cylinder – Bore	120 mm	5 in
Boom Cylinder – Stroke	1260 mm	50 in
Stick Cylinder – Bore	135 mm	5 in
Stick Cylinder – Stroke	1504 mm	59 in
Bucket Cylinder – Bore	115 mm	5 in
Bucket Cylinder – Stroke	1104 mm	43 in

Service Refill Capacities

Fuel Tank Capacity	345 L	86.6 gal
Cooling System	25 L	6.6 gal
Engine Oil	15 L	4.0 gal
Swing Drive	12 L	3.2 gal
Final Drive (each)	4 L	1.1 gal
Hydraulic System (including tank)	234 L	61.8 gal
Hydraulic Tank	115 L	30.4 gal
Diesel Exhaust Fluid (DEF) Tank	39 L	10.3 gal

Standards

Brakes	ISO 10265:2008
Cab/ROPS	ISO 12117-2:2008
FOGS (optional)	ISO 10262:1998 Level II

Sound Performance

ISO 6395 (external)	101 dB(A)
ISO 6396 (inside cab)	70 dB(A)

- Hearing protection may be needed when operating with an open operator station and cab (when not properly maintained or doors/windows open) for extended periods or in a noisy environment.

Operating Weights and Ground Pressures

	600 mm (24 in) Triple Grouser Shoes		700 mm (28 in) Triple Grouser Shoes		790 mm (31 in) Triple Grouser Shoes		900 mm (35 in) Triple Grouser Shoes	
	Weight	Ground Pressure	Weight	Ground Pressure	Weight	Ground Pressure	Weight	Ground Pressure
4.2 mt (9,300 lb) Counterweight Base Machine	**kg (lb)**	**kPa (psi)**	**kg (lb)**	**kPa (psi)**	**kg (lb)**	**kPa (psi)**	**kg (lb)**	**kPa (psi)**
Reach Boom + R2.9 (9'6") Stick + 1.0 m^3 (1.31 yd^3) GD Bucket	21 500 (47,400)	44.7 (6.5)	21 900 (48,300)	39.0 (5.7)	22 100 (48,700)	34.9 (5.1)	22 400 (49,400)	31.1 (4.5)

All operating weights include a 90% fuel tank with 75 kg (165 lb) operator.

Major Component Weights

	kg	lb
Base Machine (with 4.2 mt [9,300 lb] counterweight, semi-HD swing frame, standard base frame with HD track rollers and standard carrier rollers for long undercarriage, without boom cylinders – does not include 90% fuel and 75 kg [165 lb] operator.)	14 800	32,600
Track Shoes:		
600 mm (24 in) Width, 8.5 mm (0.33") Thick Triple Grouser Track Shoes	2600	5,700
700 mm (28 in) Width, 10 mm (0.39") Thick Triple Grouser Track Shoes	3020	6,700
790 mm (31 in) Width, 10 mm (0.39") Thick Triple Grouser Track Shoes with Step Extension for ISO 2867	3290	7,300
900 mm (35 in) Width, 10 mm (0.39") Thick Triple Grouser Track Shoes with Step Extension	3570	7,900
Two Boom Cylinders	340	700
Weight of 90% Fuel Tank and 75 kg (165 lb) Operator	310	700
Counterweight:		
4.2 mt Counterweight	4200	9,300
Swing Frame:		
Semi-HD Swing Frame	1910	4,200
Undercarriage:		
Standard Base Frame with HD Track Rollers and Standard Carrier Rollers for Long Undercarriage	4390	9,700
Boom (including lines, pins, stick cylinder):		
Reach Boom 5.7 m (18'8")	1690	3,700
Sticks (including lines, pins, bucket cylinder, bucket linkage):		
Reach Stick R2.5 (8'2")	970	2,100
Reach Stick R2.9 (9'6")	980	2,200
Bucket (without linkage):		
1.0 m^3 (1.31 yd^3) GD	735	1,600
Quick Couplers:		
CW Dedicated QC	230	500
Pin Grabber QC	390	900

320 GC Hydraulic Excavator Specifications

Dimensions

All dimensions are approximate and may vary depending on bucket selection.

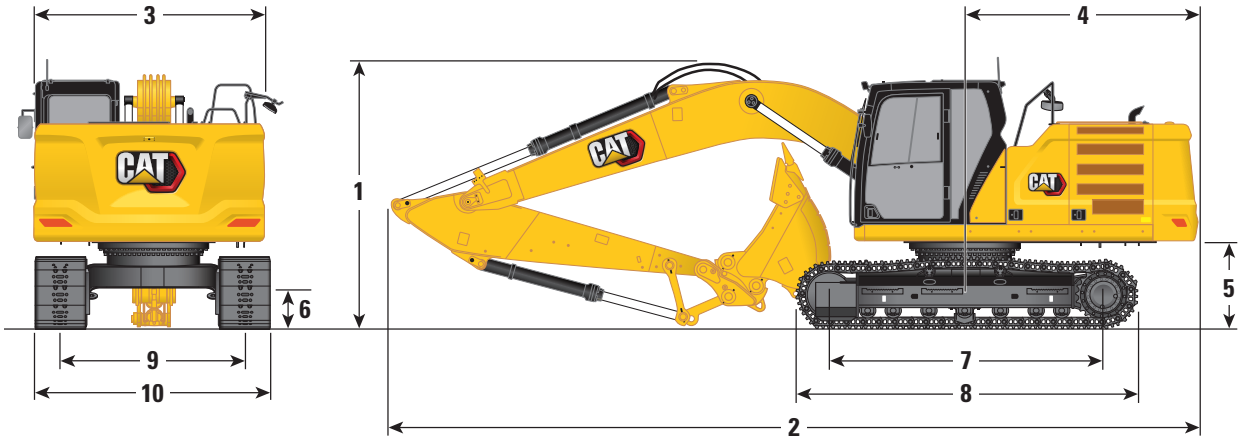

Boom Option	Reach Boom 5.7 m (18'8")			
Stick Options	**Reach Stick R2.9B1 (9'6")**		**Reach Stick R2.5B1 (8'2")**	
1 Machine Height:				
Top of Cab Height	2960 mm	9'8"	2960 mm	9'8"
Top of FOGS Height	3100 mm	10'2"	3100 mm	10'2"
Handrails Height	2950 mm	9'8"	2950 mm	9'8"
With Boom/Stick/Bucket Installed	3160 mm	10'4"	3080 mm	10'1"
With Boom/Stick Installed	2910 mm	9'6"	2830 mm	9'3"
With Boom Installed	2480 mm	8'1"	2480 mm	8'1"
2 Machine Length:				
With Boom/Stick/Bucket Installed	9530 mm	31'3"	9530 mm	31'3"
With Boom/Stick Installed	9500 mm	31'1"	9480 mm	31'1"
With Boom Installed	8450 mm	27'8"	8450 mm	27'8"
3 Upperframe Width without Walkways	2780 mm	9'1"	2780 mm	9'1"
4 Tail Swing Radius	2830 mm	9'3"	2830 mm	9'3"
5 Counterweight Clearance	1050 mm	3'5"	1050 mm	3'5"
6 Ground Clearance	470 mm	1'6"	470 mm	1'6"
7 Length to Center of Rollers	3650 mm	11'11"	3650 mm	11'11"
8 Track Length	4450 mm	14'7"	4450 mm	14'7"
9 Track Gauge	2380 mm	7'9"	2380 mm	7'9"
10 Undercarriage Width:				
600 mm (24 in) Shoes	2980 mm	9'9"	2980 mm	9'9"
700 mm (28 in) Shoes	3080 mm	10'1"	3080 mm	10'1"
790 mm (31 in) Shoes	3170 mm	10'4"	3170 mm	10'4"
900 mm (35 in) Shoes	3280 mm	10'9"	3280 mm	10'9"
Bucket Type	GD		GD	
Bucket Capacity	1.0 m^3	1.31 yd^3	1.0 m^3	1.31 yd^3
Bucket Tip Radius	1570 mm	5'1"	1570 mm	5'1"

Working Ranges

All dimensions are approximate and may vary depending on bucket selection.

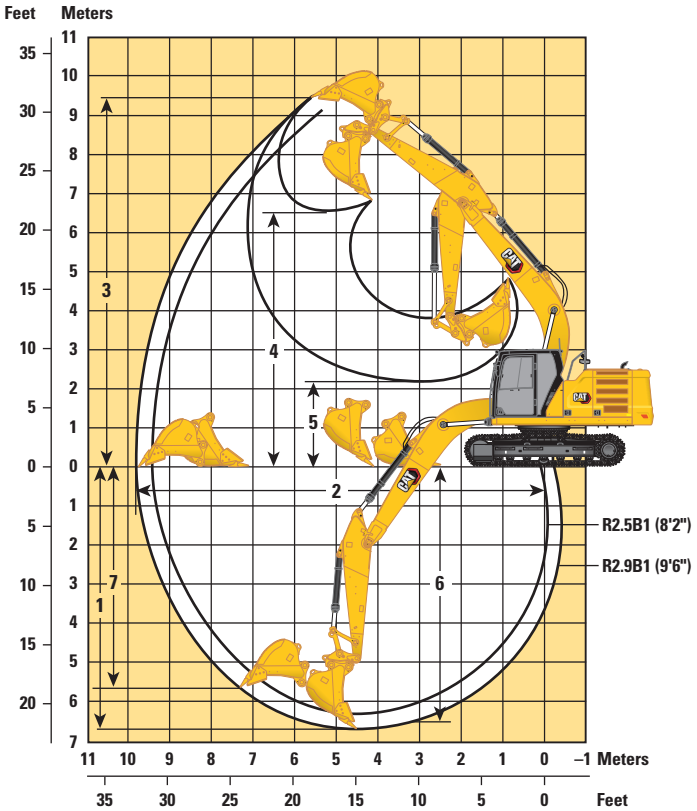

Boom Option	Reach Boom 5.7 m (18'8")			
Stick Options	**Reach Stick R2.9B1 (9'6")**		**Reach Stick R2.5B1 (8'2")**	
1 Maximum Digging Depth	6720 mm	22'0"	6300 mm	20'8"
2 Maximum Reach at Ground Line	9860 mm	32'4"	9470 mm	31'0"
3 Maximum Cutting Height	9450 mm	31'0"	9250 mm	30'4"
4 Maximum Loading Height	6490 mm	21'3"	6290 mm	20'7"
5 Minimum Loading Height	2170 mm	7'1"	2590 mm	8'5"
6 Maximum Depth Cut for 2440 mm (8'0") Level Bottom	6550 mm	21'5"	6110 mm	20'0"
7 Maximum Vertical Wall Digging Depth	5690 mm	18'8"	5290 mm	17'4"
Bucket Digging Force (ISO)	129 kN	28,935 lbf	129 kN	28,935 lbf
Stick Digging Force (ISO)	99 kN	22,281 lbf	110 kN	24,688 lbf
Bucket Type	GD		GD	
Bucket Capacity	1.0 m^3	1.31 yd^3	1.0 m^3	1.31 yd^3
Bucket Tip Radius	1570 mm	5'1"	1570 mm	5'1"

320 GC Hydraulic Excavator Specifications

Reach Boom Lift Capacities – Counterweight: 4.2 mt (9,300 lb) – without Bucket

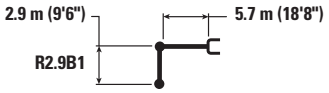

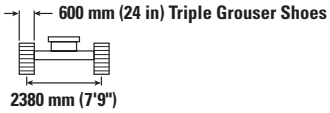

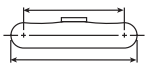

		1500 mm/60 in		3000 mm/120 in		4500 mm/180 in		6000 mm/240 in		7500 mm/300 in				
														mm in
7500 mm **300 in**	kg **lb**							*4350	*4350			*3750 ***8,350**	*3750 ***8,350**	6150 **240**
6000 mm **240 in**	kg **lb**							*4950 ***10,900**	*4950 ***10,900**			*3500 ***7,650**	*3500 ***7,650**	7290 **290**
4500 mm **180 in**	kg **lb**							*5450 ***11,850**	5300 **11,450**	*5150 ***10,950**	3800 **8,100**	*3400 ***7,500**	3400 ***7,500**	7990 **320**
3000 mm **120 in**	kg **lb**					*7950 ***17,150**	7750 **16,700**	*6250 ***13,600**	5100 **10,950**	*5450 ***11,900**	3700 **7,900**	*3500 ***7,650**	3100 **6,850**	8360 **330**
1500 mm **60 in**	kg **lb**					*9650 ***20,800**	7250 **15,650**	*7100 ***15,400**	4850 **10,500**	5550 **11,900**	3550 **7,650**	*3700 ***8,100**	3000 **6,600**	8450 **340**
0 mm **0 in**	kg **lb**			*5800 ***13,250**	*5800 ***13,250**	*10 600 ***22,900**	7000 **15,050**	7500 **16,150**	4700 **10,150**	5450 **11,700**	3500 **7,500**	*4100 ***9,000**	3050 **6,750**	8260 **330**
–1500 mm **–60 in**	kg **lb**	*6150 ***13,800**	*6150 ***13,800**	*10 000 ***22,700**	*10 000 ***22,700**	*10 700 ***23,150**	6900 **14,850**	7450 **16,000**	4650 **10,000**	5400 **11,650**	3450 **7,450**	*4800 ***10,600**	3300 **7,250**	7780 **310**
–3000 mm **–120 in**	kg **lb**	*10 600 ***23,800**	*10 600 ***23,800**	*14 150 ***30,650**	13 450 **28,750**	*10 000 ***21,600**	6950 **15,000**	*7450 ***15,950**	4650 **10,050**			6100 ***13,400**	3850 **8,550**	6950 **280**
–4500 mm **–180 in**	kg **lb**			*11 300 ***24,200**	*11 300 ***24,200**	*8150 ***17,300**	7150 **15,450**					*6150 ***13,500**	5300 **11,950**	5600 **220**

Reach Boom Lift Capacities – Counterweight: 4.2 mt (9,300 lb) – without Bucket

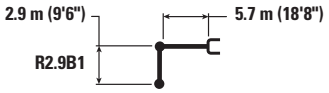

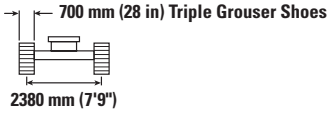

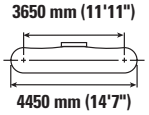

		1500 mm/60 in		3000 mm/120 in		4500 mm/180 in		6000 mm/240 in		7500 mm/300 in				
														mm in
7500 mm **300 in**	kg **lb**							*4350	*4350			*3750 ***8,350**	*3750 ***8,350**	6150 **240**
6000 mm **240 in**	kg **lb**							*4950 ***10,900**	*4950 ***10,900**			*3500 ***7,650**	*3500 ***7,650**	7290 **290**
4500 mm **180 in**	kg **lb**							*5450 ***11,850**	5350 **11,550**	*5150 ***10,950**	3800 **8,150**	*3400 ***7,500**	*3400 ***7,500**	7990 **320**
3000 mm **120 in**	kg **lb**					*7950 ***17,150**	7800 **16,850**	*6250 ***13,600**	5150 **11,050**	*5450 ***11,900**	3700 **8,000**	*3500 ***7,650**	3150 **6,950**	8360 **330**
1500 mm **60 in**	kg **lb**					*9650 ***20,800**	7350 **15,800**	*7100 ***15,400**	4900 **10,600**	5600 **12,000**	3600 **7,750**	*3700 ***8,100**	3050 **6,700**	8450 **340**
0 mm **0 in**	kg **lb**			*5800 ***13,250**	*5800 ***13,250**	*10 600 ***22,900**	7050 **15,200**	7600 **16,300**	4750 **10,250**	5500 **11,800**	3500 **7,550**	*4100 ***9,000**	3100 **6,800**	8260 **330**
–1500 mm **–60 in**	kg **lb**	*6150 ***13,800**	*6150 ***13,800**	*10 000 ***22,700**	*10 000 ***22,700**	*10 700 ***23,150**	7000 **15,000**	7500 **16,150**	4700 **10,050**	5450 **11,750**	3500 **7,500**	*4800 ***10,600**	3350 **7,350**	7780 **310**
–3000 mm **–120 in**	kg **lb**	*10 600 ***23,800**	*10 600 ***23,800**	*14 150 ***30,650**	13 550 **29,000**	*10 000 ***21,600**	7050 **15,150**	*7450 ***15,950**	4700 **10,150**			*6100 ***13,400**	3900 **8,650**	6950 **280**
–4500 mm **–180 in**	kg **lb**			*11 300 ***24,200**	*11 300 ***24,200**	*8150 ***17,300**	7250 **15,600**					*6150 ***13,500**	5350 **12,050**	5600 **220**

ISO 10567

* Indicates that the load is limited by hydraulic lifting capacity rather than tipping load. The above loads are in compliance with hydraulic excavator lift capacity standard ISO 10567:2007. They do not exceed 87% of hydraulic lifting capacity or 75% of tipping load. Weight of all lifting accessories must be deducted from the above lifting capacities. Lifting capacities are based on the machine standing on a firm, uniform supporting surface. The use of a work tool attachment point to handle/lift objects, could affect the machine lift performance.

Lift capacity stays with ±5% for all available track shoes.

Always refer to the appropriate Operation and Maintenance Manual for specific product information.

Reach Boom Lift Capacities – Counterweight: 4.2 mt (9,300 lb) – without Bucket

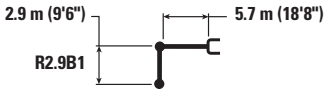

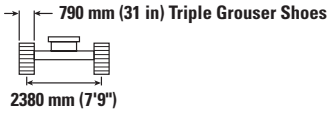

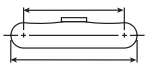

		1500 mm/60 in		3000 mm/120 in		4500 mm/180 in		6000 mm/240 in		7500 mm/300 in				
														mm in
7500 mm **300 in**	kg **lb**							*4350	*4350			*3750 ***8,350**	*3750 ***8,350**	6150 **240**
6000 mm **240 in**	kg **lb**							*4950 ***10,900**	*4950 ***10,900**			*3500 ***7,650**	*3500 ***7,650**	7290 **290**
4500 mm **180 in**	kg **lb**							*5450 ***11,850**	5450 **11,700**	*5150 ***10,950**	3850 **8,250**	*3400 ***7,500**	*3400 ***7,500**	7990 **320**
3000 mm **120 in**	kg **lb**					*7950 ***17,150**	7900 **17,000**	*6250 ***13,600**	5200 **11,200**	*5450 ***11,900**	3750 **8,100**	*3500 ***7,650**	3200 **7,050**	8360 **330**
1500 mm **60 in**	kg **lb**					*9650 ***20,800**	7400 **16,000**	*7100 ***15,400**	5000 **10,700**	5650 **12,150**	3650 **7,850**	*3700 ***8,100**	3100 **6,800**	8450 **340**
0 mm **0 in**	kg **lb**			*5800 ***13,250**	*5800 ***13,250**	*10 600 ***22,900**	7150 **15,400**	7700 **16,550**	4800 **10,350**	5550 **11,950**	3550 **7,650**	*4100 ***9,000**	3150 **6,900**	8260 **330**
–1500 mm **–60 in**	kg **lb**	*6150 ***13,800**	*6150 ***13,800**	*10 000 ***22,700**	*10 000 ***22,700**	*10 700 ***23,150**	7050 **15,200**	7600 **16,350**	4750 **10,200**	5550 **11,900**	3550 **7,650**	*4800 ***10,600**	3400 **7,450**	7780 **310**
–3000 mm **–120 in**	kg **lb**	*10 600 ***23,800**	*10 600 ***23,800**	*14 150 ***30,650**	13 700 **29,400**	*10 000 ***21,600**	7150 **15,350**	*7450 ***15,950**	4750 **10,300**			*6100 ***13,400**	3950 **8,750**	6950 **280**
–4500 mm **–180 in**	kg **lb**			*11 300 ***24,200**	*11 300 ***24,200**	*8150 ***17,300**	7300 **15,800**					*6150 ***13,500**	5450 **12,200**	5600 **220**

Reach Boom Lift Capacities – Counterweight: 4.2 mt (9,300 lb) – without Bucket

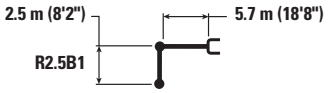

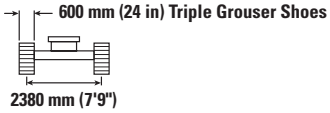

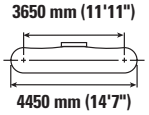

		3000 mm/120 in		4500 mm/180 in		6000 mm/240 in		7500 mm/300 in				
												mm in
7500 mm **300 in**	kg **lb**									*4550 ***10,100**	*4550 ***10,100**	5600 **220**
6000 mm **240 in**	kg **lb**					*5400 ***11,800**	*5400 **11,600**			*4150 ***9,150**	*4150 ***9,150**	6830 **270**
4500 mm **180 in**	kg **lb**			*6750 ***14,600**	*6750 ***14,600**	*5800 ***12,650**	5250 **11,350**	*4600	3750	*4050 ***8,950**	3700 **8,150**	7570 **300**
3000 mm **120 in**	kg **lb**			*8500 ***18,350**	7600 **16,450**	*6600 ***14,250**	5050 **10,850**	5600 **12,050**	3650 **7,850**	*4150 ***9,150**	3350 **7,350**	7960 **320**
1500 mm **60 in**	kg **lb**			*10 050 ***21,700**	7200 **15,500**	*7350 ***15,900**	4850 **10,450**	5500 **11,850**	3550 **7,650**	*4450 ***9,750**	3250 **7,100**	8050 **320**
0 mm **0 in**	kg **lb**			*10 750 ***23,200**	7000 **15,000**	7500 **16,150**	4700 **10,150**	5450 **11,700**	3500 **7,500**	*4950 ***10,950**	3300 **7,250**	7860 **310**
–1500 mm **–60 in**	kg **lb**	*10 550 ***23,950**	*10 550 ***23,950**	*10 600 ***22,950**	6950 **14,950**	7450 **16,050**	4650 **10,050**			5600 **12,350**	3600 **7,900**	7350 **290**
–3000 mm **–120 in**	kg **lb**	*13 300 ***28,800**	*13 300 ***28,800**	*9650 ***20,800**	7050 **15,150**	*7100 ***15,250**	4700 **10,200**			*6400 ***14,050**	4300 **9,550**	6470 **260**
–4500 mm **–180 in**	kg **lb**			*7200 ***15,100**	*7200 ***15,100**					*6250 ***13,650**	*6250 ***13,650**	4980 **200**

* **ISO 10567**

* Indicates that the load is limited by hydraulic lifting capacity rather than tipping load. The above loads are in compliance with hydraulic excavator lift capacity standard ISO 10567:2007. They do not exceed 87% of hydraulic lifting capacity or 75% of tipping load. Weight of all lifting accessories must be deducted from the above lifting capacities. Lifting capacities are based on the machine standing on a firm, uniform supporting surface. The use of a work tool attachment point to handle/lift objects, could affect the machine lift performance.

Lift capacity stays with ±5% for all available track shoes.

Always refer to the appropriate Operation and Maintenance Manual for specific product information.

320 GC Hydraulic Excavator Specifications

Reach Boom Lift Capacities – Counterweight: 4.2 mt (9,300 lb) – without Bucket

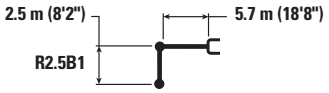

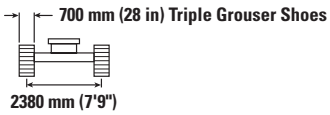

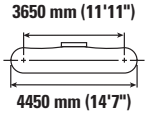

		3000 mm/120 in		4500 mm/180 in		6000 mm/240 in		7500 mm/300 in				
												mm in
7500 mm **300 in**	kg **lb**									*4550 ***10,100**	*4550 ***10,100**	5600 **220**
6000 mm **240 in**	kg **lb**					*5400 ***11,800**	*5400 **11,700**			*4150 ***9,150**	*4150 ***9,150**	6830 **270**
4500 mm **180 in**	kg **lb**			*6750 ***14,600**	*6750 ***14,600**	*5800 ***12,650**	5300 **11,450**	*4600	3750	*4050 ***8,950**	3700 **8,200**	7570 **300**
3000 mm **120 in**	kg **lb**			*8500 ***18,350**	7700 **16,550**	*6600 ***14,250**	5100 **10,950**	5700 **12,200**	3700 **7,950**	*4150 ***9,150**	3400 **7,450**	7960 **320**
1500 mm **60 in**	kg **lb**			*10 050 ***21,700**	7250 **15,600**	*7350 ***15,900**	4900 **10,500**	5550 **12,000**	3600 **7,750**	*4450 ***9,750**	3250 **7,150**	8050 **320**
0 mm **0 in**	kg **lb**			*10 750 ***23,200**	7050 **15,150**	*7600 **16,300**	4750 **10,200**	5500 **11,850**	3550 **7,600**	*4950 ***10,950**	3350 **7,300**	7860 **310**
–1500 mm **–60 in**	kg **lb**	*10 550 ***23,950**	*10 550 ***23,950**	*10 600 ***22,950**	7000 **15,100**	7550 **16,200**	4700 **10,150**			5650 **12,450**	3600 **8,000**	7350 **290**
–3000 mm **–120 in**	kg **lb**	*13 300 ***28,800**	*13 300 ***28,800**	*9650 ***20,800**	7100 **15,250**	*7100 ***15,250**	4750 **10,300**			*6400 ***14,050**	4350 **9,650**	6470 **260**
–4500 mm **–180 in**	kg **lb**			*7200 ***15,100**	*7200 ***15,100**					*6250 ***13,650**	*6250 ***13,650**	4980 **200**

Reach Boom Lift Capacities – Counterweight: 4.2 mt (9,300 lb) – without Bucket

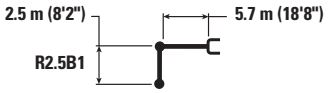

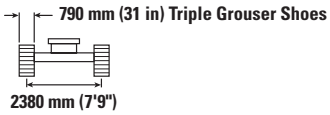

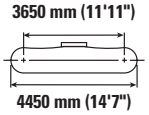

		3000 mm/120 in		4500 mm/180 in		6000 mm/240 in		7500 mm/300 in				
												mm in
7500 mm **300 in**	kg **lb**									*4550 ***10,100**	*4550 ***10,100**	5600 **220**
6000 mm **240 in**	kg **lb**					*5400 ***11,800**	*5400 ***11,800**			*4150 ***9,150**	*4150 ***9,150**	6830 **270**
4500 mm **180 in**	kg **lb**			*6750 ***14,600**	*6750 ***14,600**	*5800 ***12,650**	5400 **11,550**	*4600	3800	*4050 ***8,950**	3750 **8,300**	7570 **300**
3000 mm **120 in**	kg **lb**			*8500 ***18,350**	7800 **16,750**	*6600 ***14,250**	5150 **11,100**	*5700 **12,350**	3750 **8,050**	*4150 ***9,150**	3400 **7,550**	7960 **320**
1500 mm **60 in**	kg **lb**			*10 050 ***21,700**	7350 **15,800**	*7350 ***15,900**	4950 **10,650**	5650 **12,150**	3650 **7,850**	*4450 ***9,750**	3300 **7,250**	8050 **320**
0 mm **0 in**	kg **lb**			*10 750 ***23,200**	7150 **15,350**	7700 **16,500**	4800 **10,350**	5550 **12,000**	3600 **7,700**	*4950 ***10,950**	3350 **7,400**	7860 **310**
–1500 mm **–60 in**	kg **lb**	*10 550 ***23,950**	*10 550 ***23,950**	*10 600 ***22,950**	7100 **15,300**	7650 **16,400**	4750 **10,250**			5750 **12,650**	3650 **8,100**	7350 **290**
–3000 mm **–120 in**	kg **lb**	*13 300 ***28,800**	*13 300 ***28,800**	*9650 ***20,800**	7200 **15,450**	*7100 ***15,250**	4850 **10,400**			*6400 ***14,050**	4400 **9,750**	6470 **260**
–4500 mm **–180 in**	kg **lb**			*7200 ***15,100**	*7200 ***15,100**					*6250 ***13,650**	*6250 ***13,650**	4980 **200**

* **ISO 10567**

* Indicates that the load is limited by hydraulic lifting capacity rather than tipping load. The above loads are in compliance with hydraulic excavator lift capacity standard ISO 10567:2007. They do not exceed 87% of hydraulic lifting capacity or 75% of tipping load. Weight of all lifting accessories must be deducted from the above lifting capacities. Lifting capacities are based on the machine standing on a firm, uniform supporting surface. The use of a work tool attachment point to handle/lift objects, could affect the machine lift performance.

Lift capacity stays with ±5% for all available track shoes.

Always refer to the appropriate Operation and Maintenance Manual for specific product information.

Bucket Specifications and Compatibility

	Linkage	Width		Capacity		Weight		Fill	4.2 mt (9,300 lb) Counterweight Reach Boom	
		mm	in	m^3	yd^3	kg	lb	%	R2.5 (8'2")	R2.9 (9'6")
Pin-On (No Quick Coupler)										
General Duty	B	600	24	0.46	0.61	555	1,223	100	●	●
	B	750	30	0.64	0.84	626	1,380	100	●	●
	B	1200	48	1.19	1.56	812	1,789	100	●	⦿
	B	1300	51	1.30	1.70	835	1,841	100	●	⦿
	B	1400	55	1.43	1.87	879	1,937	100	X	X
General Duty	B	600	24	0.46	0.60	550	1,212	100	●	●
	B	750	30	0.64	0.84	621	1,368	100	●	●
	B	1000	39	0.93	1.22	717	1,580	100	●	●
	B	1200	48	1.19	1.56	807	1,778	100	●	⦿
	B	1400	55	1.43	1.87	874	1,926	100	X	X
	B	1500	60	1.58	2.06	914	2,014	100	X	X
	B	1050	42	1.00	1.31	892	1,967	100	●	●
	B	1200	48	1.19	1.56	917	2,022	100	●	⦿
	B	1300	52	1.30	1.70	974	2,148	100	⦿	⊖
	B	1050	42	1.00	1.31	948	2,091	90	●	●
Severe Duty	B	1200	48	1.20	1.57	1011	2,229	90	●	●
	B	2000	78	1.22	1.60	869	1,916	100	●	⦿
	B	2000	79	1.23	1.61	1096	2,417	100	⦿	⊖
General Duty	312	900	36	0.53	0.69	403	888	100		
Ditch Cleaning Long Reach	312	1200	48	0.57	0.74	386	851	100		
Maximum load with pin-on (payload + bucket)								kg	3440	3180
								lb	7,584	7,011

The above loads are in compliance with hydraulic excavator standard EN474-5:2006+A3:2013, they do not exceed 87% of hydraulic lifting capacity or 75% of tipping capacity with front linkage fully extended at ground line with bucket curled.

Capacity based on ISO 7451:2007.

Bucket weight with General Duty tips.

Maximum Material Density:

● 2100 kg/m^3 (3,500 lb/yd^3)

⦿ 1800 kg/m^3 (3,000 lb/yd^3)

⊖ 1500 kg/m^3 (2,500 lb/yd^3)

X Not Recommended

Caterpillar recommends using appropriate work tools to maximize the value customers receive from our products. Use of work tools, including buckets, which are outside of Caterpillar's recommendations or specifications for weight, dimensions, flows, pressures, etc. may result in less-than-optimal performance, including but not limited to reductions in production, stability, reliability, and component durability. Improper use of a work tool resulting in sweeping, prying, twisting and/or catching of heavy loads will reduce the life of the boom and stick.

(continued on next page)

Bucket Specifications and Compatibility *(continued)*

	Linkage	Width		Capacity		Weight		Fill	4.2 mt (9,300 lb) Counterweight Reach Boom	
		mm	in	m^3	yd^3	kg	lb	%	R2.5 (8'2")	R2.9 (9'6")
With Cat Pin Grabber Coupler										
General Duty	B	600	24	0.46	0.61	555	1,223	100	●	●
	B	750	30	0.64	0.84	626	1,380	100	●	●
	B	1200	48	1.19	1.56	812	1,789	100	⦿	⊖
	B	1300	51	1.30	1.70	835	1,841	100	⊖	⊖
	B	1400	55	1.43	1.87	879	1,937	100	⊖	○
General Duty	B	600	24	0.46	0.60	550	1,212	100	●	●
	B	750	30	0.64	0.84	621	1,368	100	●	●
	B	1000	39	0.93	1.22	717	1,580	100	●	●
	B	1200	48	1.19	1.56	807	1,778	100	⦿	⊖
	B	1400	55	1.43	1.87	874	1,926	100	⊖	○
	B	1500	60	1.58	2.06	914	2,014	100	○	○
	B	1050	42	1.00	1.31	892	1,967	100	●	⦿
	B	1200	48	1.19	1.56	917	2,022	100	⦿	⊖
	B	1300	52	1.30	1.70	974	2,148	100	⊖	○
	B	1050	42	1.00	1.31	948	2,091	90	●	●
Severe Duty	B	1200	48	1.20	1.57	1011	2,229	90	⦿	⊖
	B	2000	78	1.22	1.60	869	1,916	100	⦿	⊖
	B	2000	79	1.23	1.61	1096	2,417	100	⊖	○
Maximum load with coupler (payload + bucket)								kg	3019	2760
								lb	6,657	6,086

The above loads are in compliance with hydraulic excavator standard EN474-5:2006+A3:2013, they do not exceed 87% of hydraulic lifting capacity or 75% of tipping capacity with front linkage fully extended at ground line with bucket curled.

Capacity based on ISO 7451:2007.

Bucket weight with General Duty tips.

Maximum Material Density:

- ● 2100 kg/m^3 (3,500 lb/yd^3)
- ⦿ 1800 kg/m^3 (3,000 lb/yd^3)
- ⊖ 1500 kg/m^3 (2,500 lb/yd^3)
- ○ 1200 kg/m^3 (2,000 lb/yd^3)

Caterpillar recommends using appropriate work tools to maximize the value customers receive from our products. Use of work tools, including buckets, which are outside of Caterpillar's recommendations or specifications for weight, dimensions, flows, pressures, etc. may result in less-than-optimal performance, including but not limited to reductions in production, stability, reliability, and component durability. Improper use of a work tool resulting in sweeping, prying, twisting and/or catching of heavy loads will reduce the life of the boom and stick.

(continued on next page)

Bucket Specifications and Compatibility *(continued)*

	Linkage	Width		Capacity		Weight		Fill	4.2 mt (9,300 lb) Counterweight Reach Boom	
		mm	in	m^3	yd^3	kg	lb	%	R2.5 (8'2")	R2.9 (9'6")
With CW-40 Quick Coupler										
General Duty	B	900	36	0.81	1.06	664	1,463	100	●	●
	B	1050	42	1.00	1.31	711	1,567	100	●	●
	B	1200	48	1.19	1.56	781	1,721	100	●	⦿
	B	1300	51	1.30	1.70	813	1,791	100	⦿	⊖
Heavy Duty	B	600	24	0.46	0.61	618	1,363	100	●	●
	B	1200	48	1.19	1.56	886	1,953	100	⦿	⦿
	B	1300	52	1.30	1.71	944	2,081	100	X	X
Ditch Cleaning	B	2100	83	1.29	1.69	792	1,746	100	⦿	⊖
	B	2100	83	1.46	1.91	809	1,784	100	⊖	⊖
	B	1800	72	1.50	1.96	775	1,709	100	⊖	⊖
	B	1800	72	1.50	1.96	737	1,624	100	⊖	⊖
	B	2100	83	1.76	2.31	864	1,905	100	○	○
Ditch Cleaning – Tilt	B	2000	79	1.23	1.61	1161	2,560	100	⊖	⊖
Maximum load with coupler (payload + bucket)								kg	3191	2932
								lb	7,035	6,464
With CW-40S Quick Coupler										
General Duty	B	600	24	0.46	0.61	508	1,119	100	●	●
	B	750	30	0.64	0.84	592	1,305	100	●	●
	B	900	36	0.81	1.06	661	1,457	100	●	●
	B	1300	51	1.30	1.70	810	1,785	100	⦿	⊖
	B	1400	55	1.43	1.87	845	1,862	100	⊖	⊖
Heavy Duty	B	600	24	0.46	0.61	585	1,289	100	●	●
	B	1200	48	1.19	1.56	875	1,928	100	⦿	⦿
	B	1300	52	1.30	1.70	931	2,052	100	X	X
Ditch Cleaning	B	2000	78	1.22	1.60	815	1,797	100	⦿	⦿
	B	2200	87	1.36	1.78	880	1,940	100	⦿	⊖
Ditch Cleaning – Tilt	B	2000	79	1.23	1.61	1142	2,518	100	⊖	⊖
Maximum load with coupler (payload + bucket)								kg	3209	2949
								lb	7,075	6,501

The above loads are in compliance with hydraulic excavator standard EN474-5:2006+A3:2013, they do not exceed 87% of hydraulic lifting capacity or 75% of tipping capacity with front linkage fully extended at ground line with bucket curled.

Capacity based on ISO 7451:2007.

Bucket weight with General Duty tips.

Maximum Material Density:

- ● 2100 kg/m³ (3,500 lb/yd³)
- ⦿ 1800 kg/m³ (3,000 lb/yd³)
- ⊖ 1500 kg/m³ (2,500 lb/yd³)
- ○ 1200 kg/m³ (2,000 lb/yd³)
- X Not Recommended

Caterpillar recommends using appropriate work tools to maximize the value customers receive from our products. Use of work tools, including buckets, which are outside of Caterpillar's recommendations or specifications for weight, dimensions, flows, pressures, etc. may result in less-than-optimal performance, including but not limited to reductions in production, stability, reliability, and component durability. Improper use of a work tool resulting in sweeping, prying, twisting and/or catching of heavy loads will reduce the life of the boom and stick.

Attachments Offering Guide

Not all Attachments are available in all regions. Consult your Cat dealer for configurations available in your region.

✓ Match | † Allowed usage on machine less than 50% | No Match

PIN-ON ATTACHMENTS			
Undercarriage		**L**	
Counterweight		**4.2 mt (9,300 lb)**	
Boom Type		**Reach**	
Stick Length		**2.5 m (8'2")**	**2.9 m (9'6")**
Hydraulic Hammers	H115 S	✓	✓
	H120 GC S	✓	✓
	H120 S	✓	✓
	H130 GC S	✓†	
	H130 S	✓	✓†
Multi-Processors	MP318 Concrete Cutter Jaw	✓	✓
	MP318 Demolition Jaw	✓	✓
	MP318 Pulverizer Jaw	✓	✓
	MP318 Shear Jaw	✓	✓
	MP318 Universal Jaw	✓	✓
Demolition and Sorting Grapples	G317 GC	✓	✓
	G318	✓	✓
	G318 WH-800	✓	✓
	G318 WH-1100	✓	✓
Mobile Scrap and Demolition Shears	S3025	✓	✓
	S3025 Flat Top	✓	✓
Pulverizers	P218 Secondary Pulverizer	✓	✓
	P318 Primary Pulverizer	✓	✓
Compactors (Vibratory Plate)	CVP110	✓	✓

(continued on next page)

Attachments Offering Guide *(continued)*

Not all Attachments are available in all regions. Consult your Cat dealer for configurations available in your region.

☐ No Match ● 1800 kg/m³ (3,000 lb/yd³) ○ 1200 kg/m³ (2,000 lb/yd³)

PIN-ON ATTACHMENTS *(continued)*

Undercarriage		**L**	
Counterweight		**4.2 mt (9,300 lb)**	
Boom Type		**Reach**	
Stick Length		**2.5 m (8'2")**	**2.9 m (9'6")**
Orange Peel Grapples	GSH420-500	●	●
	GSH420-600	●	●
	GSH420-750	●	●
	GSH425-750	●	○
	GSH425-950	○	○
	GSH425-1150	○	
	GSH520-500	●	●
	GSH520-600	●	●
	GSH520-750	●	●
	GSH525-750	○	○
	GSH525-950	○	
	GSV520 GC-400	●	●
	GSV520 GC-500	●	●
	GSV520 GC-600	●	●
	GSV520 GC-750	●	●
	GSV520-400	●	●
	GSV520-500	●	●
	GSV520-600	●	●
	GSV520-750	●	●
	GSV525-600	●	●
	GSV525-750	○	○
	GSV525-950	○	
Clamshell Grapples	CTV15-1000	●	○
	CTV15-1200	○	○

(continued on next page)

Attachments Offering Guide *(continued)*

Not all Attachments are available in all regions. Consult your Cat dealer for configurations available in your region.

✓ Match | * Working range front only | † Allowed usage on machine less than 50% | No Match

CAT PIN GRABBER COUPLER ATTACHMENTS			
Undercarriage		**L**	
Counterweight		**4.2 mt (9,300 lb)**	
Boom Type		**Reach**	
Stick Length		**2.5 m (8'2")**	**2.9 m (9'6")**
Hydraulic Hammers	H115 S	✓	✓
	H120 GC S	✓†	✓†
	H120 S	✓†	✓†
	H130 GC S	✓†	✓†
	H130 S	✓†	✓†
Multi-Processors	MP318 Concrete Cutter Jaw	✓	✓
	MP318 Demolition Jaw	✓	✓
	MP318 Pulverizer Jaw	✓	✓
	MP318 Shear Jaw	✓	✓
	MP318 Universal Jaw	✓	✓
Demolition and Sorting Grapples	G317 GC	✓	✓
	G318	✓	✓
	G318 WH-800	✓	✓
	G318 WH-1100	✓	✓*
Mobile Scrap and Demolition Shears	S3025	✓	✓*
	S3025 Flat Top	✓	
Pulverizers	P218 Secondary Pulverizer	✓	✓
	P318 Primary Pulverizer	✓	✓
Compactors (Vibratory Plate)	CVP110	✓	✓

(continued on next page)

Attachments Offering Guide *(continued)*

Not all Attachments are available in all regions. Consult your Cat dealer for configurations available in your region.

✓ Match

† Allowed usage on machine less than 50%

CW-40S DEDICATED COUPLER ATTACHMENTS			
Undercarriage		**L**	
Counterweight		**4.2 mt (9,300 lb)**	
Boom Type		**Reach**	
Stick Length		**2.5 m (8'2")**	**2.9 m (9'6")**
Hydraulic Hammers	H115 S	✓	✓
	H120 GC S	✓†	✓†
	H120 S	✓†	✓†
	H130 S	✓†	✓†
Multi-Processors	MP318 Concrete Cutter Jaw	✓	✓
	MP318 Demolition Jaw	✓	✓
	MP318 Pulverizer Jaw	✓	✓
	MP318 Shear Jaw	✓	✓
	MP318 Universal Jaw	✓	✓
Demolition and Sorting Grapples	G317 GC	✓	✓
	G318	✓	✓
	G318 WH-800	✓	✓
	G318 WH-1100	✓	✓
Mobile Scrap and Demolition Shears	S3025	✓	✓
	S3025 Flat Top	✓	✓
Pulverizers	P218 Secondary Pulverizer	✓	✓
	P318 Primary Pulverizer	✓	✓
Compactors (Vibratory Plate)	CVP110	✓	✓

(continued on next page)

Attachments Offering Guide *(continued)*

Not all Attachments are available in all regions. Consult your Cat dealer for configurations available in your region.

✓ Match

† Allowed usage on machine less than 50%

CW-40 DEDICATED COUPLER ATTACHMENTS			
Undercarriage		**L**	
Counterweight		**4.2 mt (9,300 lb)**	
Boom Type		**Reach**	
Stick Length		**2.5 m (8'2")**	**2.9 m (9'6")**
Hydraulic Hammers	H115 S	✓	✓
	H120 GC S	✓†	✓†
	H120 S	✓†	✓†
	H130 GC S	✓†	✓†
	H130 S	✓†	✓†
Multi-Processors	MP318 Concrete Cutter Jaw	✓	✓
	MP318 Demolition Jaw	✓	✓
	MP318 Pulverizer Jaw	✓	✓
	MP318 Shear Jaw	✓	✓
	MP318 Universal Jaw	✓	✓
Demolition and Sorting Grapples	G317 GC	✓	✓
	G317 GC Fixed CAN	✓	✓
	G318	✓	✓
	G318 Fixed CAN	✓	✓
	G318 WH-800	✓	✓
	G318 WH-1100	✓	✓
Mobile Scrap and Demolition Shears	S3025	✓	✓
	S3025 Flat Top	✓	✓
Pulverizers	P218 Secondary Pulverizer	✓	✓
	P318 Primary Pulverizer	✓	✓
Compactors (Vibratory Plate)	CVP110	✓	✓

(continued on next page)

Attachments Offering Guide *(continued)*

Not all Attachments are available in all regions. Consult your Cat dealer for configurations available in your region.

✓ Match

† Allowed usage on machine less than 50%

S70 DEDICATED COUPLER ATTACHMENTS			
Undercarriage		**L**	
Counterweight		**4.2 mt (9,300 lb)**	
Boom Type		**Reach**	
Stick Length		**2.5 m (8'2")**	**2.9 m (9'6")**
Hydraulic Hammers	H115 S	✓	✓
	H120 GC S	✓†	✓†
	H120 S	✓†	✓†
	H130 S	✓†	✓†
Multi-Processors	MP318 Concrete Cutter Jaw	✓	✓
	MP318 Demolition Jaw	✓	✓
	MP318 Pulverizer Jaw	✓	✓
	MP318 Shear Jaw	✓	✓
	MP318 Universal Jaw	✓	✓
Demolition and Sorting Grapples	G317 GC	✓	✓
	G318	✓	✓
	G318 WH-800	✓	✓
	G318 WH-1100	✓	✓
Mobile Scrap and Demolition Shears	S3025 Flat Top	✓	✓
Pulverizers	P218 Secondary Pulverizer	✓	✓
	P318 Primary Pulverizer	✓	✓
Compactors (Vibratory Plate)	CVP110	✓	✓

(continued on next page)

Attachments Offering Guide *(continued)*

Not all Attachments are available in all regions. Consult your Cat dealer for configurations available in your region.

✓ Match | * Working range front only | † Allowed usage on machine less than 50% | No Match

HCS70 COUPLER ATTACHMENTS			
Undercarriage		**L**	
Counterweight		**4.2 mt (9,300 lb)**	
Boom Type		**Reach**	
Stick Length		**2.5 m (8'2")**	**2.9 m (9'6")**
Hydraulic Hammers	H115 S	✓	✓
	H120 S	✓†	✓†
	H130 S	✓†	✓†
Multi-Processors	MP318 Concrete Cutter Jaw	✓	✓
	MP318 Demolition Jaw	✓	✓
	MP318 Pulverizer Jaw	✓	✓
	MP318 Shear Jaw	✓	✓
	MP318 Universal Jaw	✓	✓
Demolition and Sorting Grapples	G317 GC	✓	✓
	G318	✓	✓
	G318 WH-800	✓	✓
	G318 WH-1100	✓	✓*
Mobile Scrap and Demolition Shears	S3025 Flat Top	✓	
Pulverizers	P218 Secondary Pulverizer	✓	✓
	P318 Primary Pulverizer	✓	✓
Compactors (Vibratory Plate)	CVP110	✓	✓

(continued on next page)

Attachments Offering Guide *(continued)*

Not all Attachments are available in all regions. Consult your Cat dealer for configurations available in your region.

✓ Match | * Working range front only | † Allowed usage on machine less than 50% | No Match

HCS70/55 COUPLER ATTACHMENTS			
Undercarriage		**L**	
Counterweight		**4.2 mt (9,300 lb)**	
Boom Type		**Reach**	
Stick Length		**2.5 m (8'2")**	**2.9 m (9'6")**
Hydraulic Hammers	H115 S	✓	✓
	H120 S	✓†	✓†
	H130 S	✓†	✓†
Multi-Processors	MP318 Concrete Cutter Jaw	✓	✓
	MP318 Demolition Jaw	✓	✓
	MP318 Pulverizer Jaw	✓	✓*
	MP318 Shear Jaw	✓	✓
	MP318 Universal Jaw	✓	✓
Demolition and Sorting Grapples	G317 GC	✓	✓
	G318	✓	✓
	G318 WH-800	✓	✓
	G318 WH-1100	✓	✓*
Mobile Scrap and Demolition Shears	S3025 Flat Top	✓*	
Pulverizers	P218 Secondary Pulverizer	✓	✓
	P318 Primary Pulverizer	✓	✓*
Compactors (Vibratory Plate)	CVP110	✓	✓

BOOM-MOUNT ATTACHMENTS		
Undercarriage		**L**
Counterweight		**4.2 mt (9,300 lb)**
Boom Type		**Reach**
Mobile Scrap and Demolition Shears	S2050	✓
	S3035	✓
	S3035 Flat Top	✓

Standard and Optional Equipment

Standard and optional equipment may vary. Consult your Cat dealer for details.

	Standard	Optional
CAB		
ROPS, standard sound suppression	✓	
High-resolution 203 mm (8") LCD touchscreen monitor	✓	
Auto bi-level air conditioner	✓	
Jog dial and shortcut keys for monitor control	✓	
Keyless push-to-start engine control	✓	
Height-adjustable console, three steps with tool	✓	
Fixed left-side console	✓	
Cat Stick Steer		✓
Air suspended comfort seat	✓	
51 mm (2") orange seat belt	✓	
Bluetooth® integrated radio (no USB, aux port or microphone)	✓	
12V DC outlets	✓	
Document storage	✓	
Cup and bottle holders	✓	
Openable two-piece front window	✓	
Upper radial wiper with washer	✓	
Openable steel hatch	✓	
LED dome light	✓	
Roller front sunscreen	✓	
Roller rear sunscreen		✓
Rear window emergency exit	✓	
Washable floor mat	✓	
Beacon ready	✓	

	Standard	Optional
ENGINE		
Two selectable power modes	✓	
Auto engine speed control	✓	
Auto engine idle shutdown	✓	
Work up to 3000 m (9,842.5 ft) above sea level without engine power de-rating	✓	
52° C (125° F) high-ambient cooling capacity	✓	
Cold starting capability for –32° C (–25° F)	✓	
Double element air filter with integrated pre-cleaner	✓	
Electric fuel priming pump	✓	
Electric cooling fans with auto-reverse function	✓	
Biodiesel capability up to B20	✓	
HYDRAULIC SYSTEM		
Boom and stick regeneration circuits	✓	
Boom/stick lowering check valves	✓	
SmartBoom™	✓	
Electronic main control valve	✓	
Auto warm up	✓	
Auto two-speed travel	✓	
Boom and stick drift reduction valve	✓	
Element type main hydraulic filter	✓	
Slider joysticks	✓	
Tandem type electronic main pump	✓	
Advanced Tool Control (two pumps, one/two way high-pressure flow)	✓	
Medium pressure circuit		✓
Quick coupler circuit for Cat Pin Grabber and CW Dedicated	✓	

(continued on next page)

Standard and Optional Equipment *(continued)*

Standard and optional equipment may vary. Consult your Cat dealer for details.

	Standard	Optional
UNDERCARRIAGE AND STRUCTURES		
600 mm (24 in) triple grouser track shoes		✓
700 mm (28 in) triple grouser track shoes		✓
790 mm (31 in) triple grouser track shoes		✓
900 mm (35 in) triple grouser track shoes		✓
Segmented track guiding guards	✓	
Bottom guard	✓	
Travel motor guards	✓	
Grease lubricated track links	✓	
4.2 mt (9,300 lb) counterweight	✓	
Semi-HD swing frame	✓	
Base frame with HD track rollers and standard carrier rollers	✓	
Final drive with bio oil capable travel motor	✓	
BOOM, STICKS AND LINKAGES		
5.7 m (18'8") Reach boom	✓	
2.9 m (9'6") Reach stick		✓
2.5 m (8'2") Reach stick		✓
Bucket linkage, B1-family with lifting eye		✓
Bucket linkage, B1-family without lifting eye		✓
ELECTRICAL SYSTEM		
1,000 CCA maintenance-free batteries (×2)	✓	
Centralized electrical disconnect switch	✓	
Programmable time-delay LED working lights	✓	
LED chassis light, boom lights, cab lights	✓	

	Standard	Optional
CAT TECHNOLOGY		
Cat Product Link™	✓	
Auto hammer stop	✓	
SERVICE AND MAINTENANCE		
S·O·S℠ sampling ports	✓	
Grouped location for engine oil and fuel filters	✓	
Ground-level second dipstick for engine oil	✓	
Side entry to service platform	✓	
Electric refueling pump with automatic shutoff	✓	
SAFETY AND SECURITY		
Rear and right-hand-sideview cameras	✓	
Cab mirror for RH side track edge	✓	
Cat PL161 Attachment Locator		✓
Neutral lever (lock out) for all controls	✓	
Anti-skid plate and countersunk bolts on service platform	✓	
Ground-level accessible secondary engine shutoff switch	✓	
RH handrail and handhold (ISO 2867:2011 compliant)	✓	
FOGS guards		✓

Dealer Installed Kit and Attachments

Attachments may vary. Consult your Cat dealer for details.

CAB

- Radial lower wiper for 70/30 with washer
- LH/RH electrical pedal for tool control
- Polycarbonate roof hatch
- P5A laminated glass front windshield and roof hatch

SAFETY AND SECURITY

- Bluetooth receiver kit

SERVICE AND MAINTENANCE

- Grease gun holder

GUARDS

- Swivel guard
- FOGS (not compatible with cab light cover, rain protector)
- Mesh guard full front (not compatible with cab light cover, rain protector)
- Mesh guard lower half front

320 GC Narrow

Hydraulic Excavator

The Cat 320 GC Narrow excavator is designed with transportation in mind. Its undercarriage is sized just right to make it fit nicely on trailers and space-restricted jobsites.

High Performance

- The excavator's 2.54 m (8'3") width makes it easier to get into space-restricted areas compared to a standard width model.
- Additional counterweight enables the excavator to lift like a standard width model.
- The C4.4 engine is fuel efficient and meets EU Stage V emission standards.
- High-ambient cooling and cold start capability enable year-round work.
- Smart mode automatically matches engine and hydraulic power to digging conditions for maximum efficiency.
- Do different jobs quickly and efficiently with purpose-built Cat attachments.

Simple to Operate

- Start the engine with a push button or use a Bluetooth key fob, smartphone app, or Operator ID passcode.
- Program power mode and joystick response and pattern using Operator ID; the machine will remember the settings each time you go to work.
- Navigate quickly on the standard high-resolution 203 mm (8 in) touchscreen monitor or with the aid of the jog dial control.
- Not sure how a function works? The operator's manual is at your fingertips in the touchscreen monitor.

Work in Comfort

- The wide seat is adjustable for operators of all sizes.
- Easy-to-reach controls all located in front of you reduce twisting and turning.
- Standard automatic climate control keeps you at the right temperature all shift long.
- Advanced viscous mounts reduce cab vibration up to 50 percent over previous excavator series.
- Convenience features include a radio, auxiliary port for headphones, and a USB port for connecting and charging devices.
- Stow your gear with plenty of storage, including a cup holder, cell phone slot, and space behind the seat for a large lunchbox.

Easy to Maintain

- Do all routine maintenance at ground level.
- The hydraulic oil system requires no maintenance for 3,000 hours – 50 percent longer than the previous series.
- Change fuel filters at 1,000 hours – double the interval from the previous filters.
- The new air intake filter with pre-cleaner has double the dust holding capacity of the previous air intake filter.

Built-In Safety

- No need to climb on top of the machine with daily maintenance points at ground level.
- New right-hand service platform design enables trouble-free access to upper service platform.
- Serrated steps and anti-skid punch plate prevent slipping.
- Keep your excavator secure with Operator ID; use your PIN code to enable pushbutton starting.
- Enjoy great visibility into the trench, in each swing direction, and behind you with the help of smaller cab posts and larger windows.
- Rearview and right-hand-sideview cameras are standard.

320 GC Narrow Hydraulic Excavator Specifications

Engine

Engine model	Cat C4.4	
Power (ISO 9249)	109 kW	146 hp
Power (ISO 14396)	110 kW	148 hp
Bore	105 mm	4 in
Stroke	127 mm	5 in
Displacement	4.40 L	269 in^3
Biodiesel Capability	Up to B20[1]	

- The 320 GC Narrow meets worldwide EU Stage V emissions requirements.
- No engine power derating required below 3000 m (9,842.5 ft) altitude. (4500 m [14,764 ft] altitude with engine power derate.)
- Rating at 2,000 rpm.

[1]Cat engines are compatible with the following renewable, alternative, and bio-fuels* with lower greenhouse gas emission impact:

✓ Up to B20 biodiesel (FAME)**

✓ Up to 100% HVO and GTL renewable fuels

**Refer to guidelines for successful application. Please consult your Cat dealer or "Caterpillar Machine Fluids Recommendations" (SEBU6250) for details.*

***For use of higher blends, consult your Cat dealer.*

Air Conditioning System

The air conditioning system on this machine contains the fluorinated greenhouse gas refrigerant R134a (Global Warming Potential = 1430). The system contains 0.9 kg of refrigerant, which has a CO_2 equivalent of 1.287 metric tonnes.

Swing Mechanism

Swing Speed	11.12 rpm	
Swing Torque	62 kN·m	45,611 lb-ft
Maximum Swing Torque	74 kN·m	54,435 lb-ft

Weights

Operating Weight	22 600 kg	49,800 lb

- 4.55 mt (10,000 lb) counterweight, Long undercarriage, Reach boom, R2.5 (8'2") Stick, GD 1.3 m^3 (1.87 yd^3) bucket and 500 mm (20 in) triple grouser shoes for Narrow configuration.

Track

Standard with Long Undercarriage	500 mm	20 in
Number of Shoes (each side)	49	
Number of Track Rollers (each side)	8	
Number of Carrier Roller (each side)	2	

Drive

Gradeability	35°/70%	
Maximum Travel Speed	5.9 km/h	3.6 mph
Maximum Drawbar Pull – Long Undercarriage	205 kN	46,063 lbf

Standards

Brakes	ISO 10265:2008
Cab/FOGS (optional)	ISO 10262:1998 Level II
Cab/ROPS	ISO 12117-2:2008

Hydraulic System

Main System – Maximum Flow (Implement)	442 L/min (221 × 2 pumps)	117 gal/min (58.5 × 2 pumps)
Swing System – Maximum Flow	No swing pump	
Maximum Pressure – Equipment – Normal	35 000 kPa	5,075 psi
Maximum Pressure – Equipment – Lift Mode	38 000 kPa	5,510 psi
Maximum Pressure – Travel	35 000 kPa	5,075 psi
Maximum Pressure – Swing	25 000 kPa	3,625 psi
Boom Cylinder – Bore	120 mm	5 in
Boom Cylinder – Stroke	1260 mm	50 in
Stick Cylinder – Bore	140 mm	6 in
Stick Cylinder – Stroke	1504 mm	59 in
Bucket Cylinder – Bore	120 mm	5 in
Bucket Cylinder – Stroke	1104 mm	43 in

Service Refill Capacities

Fuel Tank	267 L	70.5 gal
Cooling System	12.5 L	3.3 gal
Engine Oil	15 L	4.0 gal
Swing Drive	12 L	3.2 gal
Final Drive (each)	4.5 L	1.2 gal
Hydraulic System (including tank)	218 L	57.6 gal
Hydraulic Tank	115 L	30.4 gal
DEF Tank	26 L	6.9 gal

Sound Performance

ISO 6395 (external)	103 dB(A) EU Certified Data
ISO 6396 (inside cab)	70 dB(A)

- When properly installed and maintained, the cab offered by Caterpillar, when tested with doors and windows closed according to ANSI/SAE J1166OCT98, meets OSHA and MSHA requirements for operator sound exposure limits in effect at time of manufacture.
- Hearing protection may be needed when operating with an open operator station and cab (when not properly maintained or doors/windows open) for extended periods or in a noisy environment.

320 GC Narrow Hydraulic Excavator Specifications

Operating Weights and Ground Pressures

	500 mm (20 in) Triple Grouser Shoes	
	Weight	Ground Pressure
4.55 mt (10,000 lb) Counterweight + Undercarriage Base Machine for Narrow	**kg (lb)**	**kPa (psi)**
Reach Boom + R2.5 (8'2") Stick + 1.30 m^3 (1.87 yd^3) Bucket	22 400 (49,300)	55.9 (8.1)
Reach Boom + R2.5 (8'2") Stick + 1.30 m^3 (1.87 yd^3) Bucket	22 600 (49,800)	56.4 (8.2)

All operating weights include a 90% fuel tank with 75 kg (165 lb) operator.

The formula in the Machine Weight and Ground Pressure cells could be used for the specific configuration calculation by flipping the below major component weight.

Major Component Weights

	kg	lb
Base Machine Weight (with upperframe, undercarriage, counterweight, boom cylinders, without boom, stick, bucket, stick cylinders, bucket cylinders, tracks – does not include fuel, operator)		
Base Machine (with 4.55 mt [10,000 lb] counterweight, undercarriage for Narrow, with boom cylinders – does not include 90% fuel and 75 kg [165 lb] operator)	15 866	35,000
Track Shoes:		
500 mm (20") Width, 8.5 mm (0.33") Thick Triple Grouser for Long Narrow Undercarriage	2444	5,400
Two Boom Cylinders	358	800
Weight of 90% Fuel Tank and 75 kg (165 lb) Operator	278	600
Counterweight:		
4.55 mt Counterweight	4550	10,000
Booms (including lines, pins, stick cylinder):		
GC Reach Boom (5.7 m/18'8")	1828	4,000
Sticks (including lines, pins, bucket cylinder, bucket linkage):		
GC Stick (R2.5 m/8'2") B1 Linkage	1053	2,300
GC Stick (R2.9 m/9'6") B1 Linkage	1102	2,400
Buckets (without linkage, with tips and side cutters):		
1.30GD	882	1,900
1.30GD for CW QC	852	1,900
Quick Couplers:		
Pin Grabber QC B Without Pins	427	900
CW QC B Without Pins	251	600

Dimensions

All dimensions are approximate and may vary depending on bucket selection.

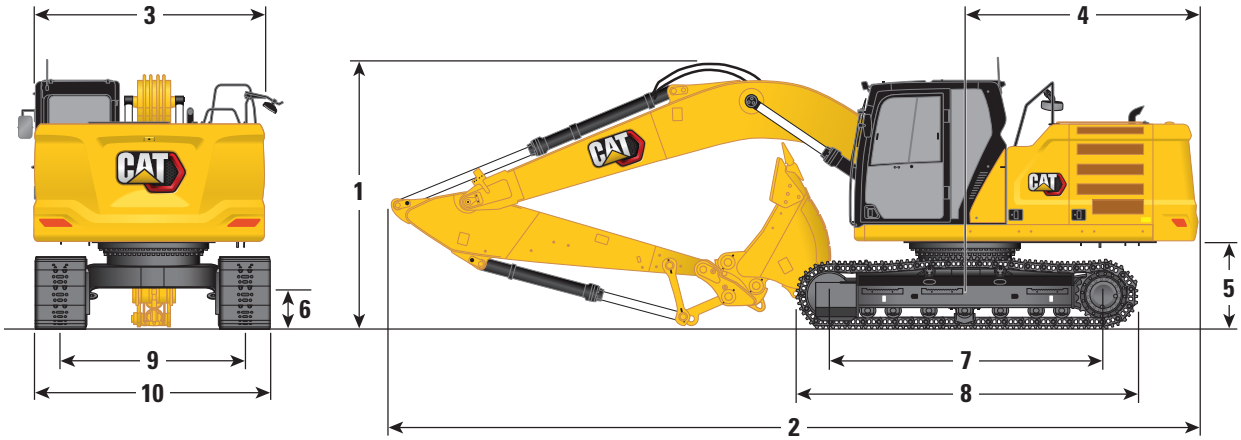

Boom Option	Reach Boom 5.7 m (18'8")			
Stick Options	**Reach Stick R2.5B1 (9'6")**		**Reach Stick R2.9B1 (9'6")**	
Undercarriage Type	**Narrow**			
1 Machine Height:				
Top of Cab Height	2975 mm	9.8 ft	2975 mm	9.8 ft
Top of FOGS Height	3118 mm	10.2 ft	3118 mm	10.2 ft
Guardrails/Handrails Height	2969 mm	9.7 ft	2969 mm	9.7 ft
With Boom/Stick/Bucket Installed	3099 mm	10.2 ft	3063 mm	10.0 ft
With Boom/Stick Installed	2850 mm	9.4 ft	2936 mm	9.6 ft
With Boom Installed	2400 mm	7.9 ft	2400 mm	7.9 ft
2 Machine Length:				
With Boom/Stick/Bucket Installed	9570 mm	31.4 ft	9554 mm	31.3 ft
With Boom/Stick Installed	9521 mm	31.2 ft	9534 mm	31.3 ft
With Boom Installed	8490 mm	27.9 ft	8490 mm	27.9 ft
3 Upperframe Width without Walkways	2542 mm	8.3 ft	2542 mm	8.3 ft
4 Tail Swing Radius	2822 mm	9.3 ft	2822 mm	9.3 ft
5 Counterweight Clearance*	1036 mm	3.4 ft	1036 mm	3.4 ft
6 Ground Clearance	437 mm	1.4 ft	437 mm	1.4 ft
7 Length to Center of Rollers	3646 mm	12.0 ft	3646 mm	12.0 ft
8 Crawler Overall Length	4455 mm	14.6 ft	4455 mm	14.6 ft
9 Track Gauge – Extended	1995 mm	6.5 ft	1995 mm	6.5 ft
Track Width:				
500 mm Shoe for Narrow	500 mm	1.6 ft	500 mm	1.6 ft
10 Undercarriage Width:				
500 mm (20 in) Shoes for Narrow (with steps/without steps)	2495 mm	8.2 ft	2495 mm	8.2 ft
Bucket Type	GC		GC	
Bucket Capacity	1.30 m^3	1.87 yd^3	1.30 m^3	1.87 yd^3
Bucket Tip Radius	1574 mm	5.2 ft	1574 mm	5.2 ft

*Without grouser height.

320 GC Narrow Hydraulic Excavator Specifications

Working Ranges

All dimensions are approximate and may vary depending on bucket selection.

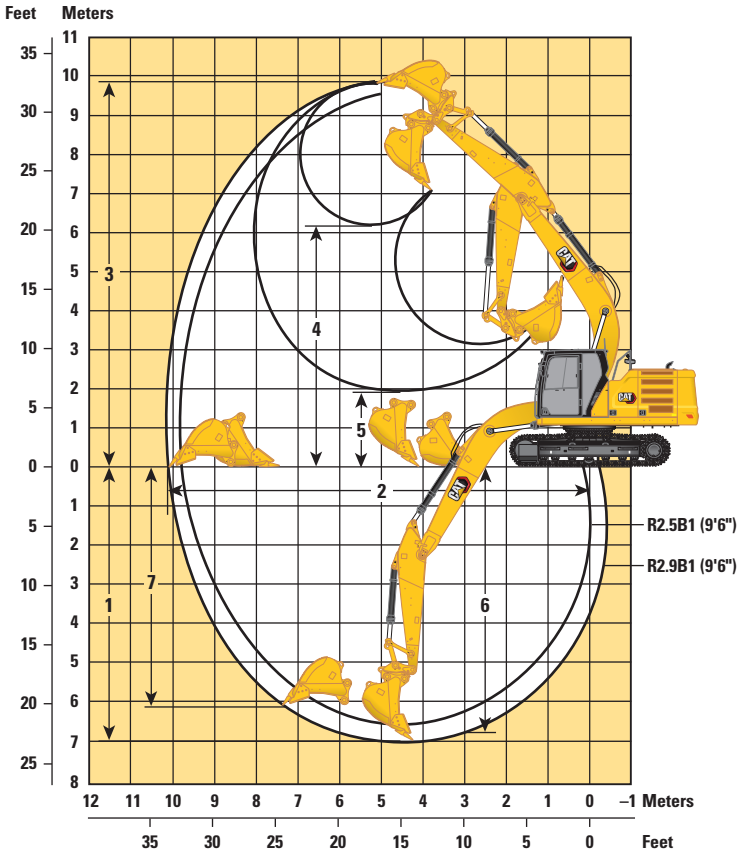

Boom Option	Reach Boom 5.7 m (18'8")			
Stick Options	**Reach Stick R2.5B1 (9'6")**		**Reach Stick R2.9B1 (9'6")**	
Undercarriage Type	**Narrow**			
1 Maximum Digging Depth	6580 mm	21.6 ft	7000 mm	23.0 ft
2 Maximum Reach at Ground Line	9740 mm	32.0 ft	10 140 mm	33.3 ft
3 Maximum Cutting Height	9600 mm	31.5 ft	9810 mm	32.2 ft
4 Maximum Loading Height	6010 mm	19.7 ft	6220 mm	20.4 ft
5 Minimum Loading Height	2320 mm	7.6 ft	1900 mm	6.2 ft
6 Maximum Depth Cut for 2440 mm (8'0") Level Bottom	6400 mm	21.0 ft	6840 mm	22.4 ft
7 Maximum Vertical Wall Digging Depth	5780 mm	19.0 ft	6190 mm	20.3 ft
Bucket Digging Force (ISO)	141 kN	31,586 lbf	141 kN	31,586 lbf
Stick Digging Force (ISO)	118 kN	26,492 lbf	107 kN	23,987 lbf
Bucket Type	GC		GC	
Bucket Capacity	1.30 m^3	1.87 yd^3	1.30 m^3	1.87 yd^3
Bucket Tip Radius	1574 mm	5.2 ft	1574 mm	5.2 ft

Reach Boom Lift Capacities – Counterweight: 4.55 mt (10,000 lb) – without Bucket

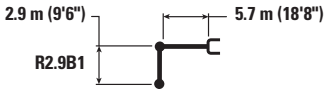

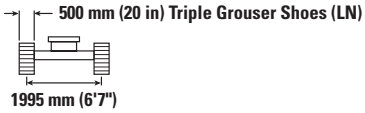

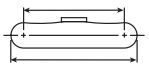

		1500 mm/5'0"		3000 mm/10'0"		4500 mm/15'0"		6000 mm/20'0"		7500 mm/25'0"				
														mm ft/in
7500 mm 25'0"	kg lb							*4950	*4950			*4250 *9,450	*4250 *9,450	6160 19'9"
6000 mm 20'0"	kg lb							*5400 *11,800	4950 10,650			*3950 *8,700	3600 8,000	7290 23'8"
4500 mm 15'0"	kg lb							*5900 *12,900	4800 10,300	*5550 *12,200	3400 7,300	*3850 *8,500	3050 6,750	7990 26'1"
3000 mm 10'0"	kg lb					*8650 *18,650	6850 14,750	*6800 *14,750	4550 9,800	*5950 12,750	3300 7,050	*3950 *8,650	2800 6,150	8360 27'4"
1500 mm 5'0"	kg lb					*10 500 *22,600	6350 13,700	*7700 *16,700	4300 9,300	5800 12,500	3200 6,850	*4200 *9,200	2700 5,900	8450 27'8"
0 mm 0'0"	kg lb			*6800 *15,600	*6800 *15,600	*11 500 *24,850	6100 13,100	7900 16,950	4150 8,950	5700 12,250	3100 6,650	*4650 *10,200	2700 5,950	8260 27'0"
–1500 mm –5'0"	kg lb	*7250 *16,200	*7250 *16,200	*11 700 *26,600	11 050 23,650	*11 600 *25,100	6000 12,900	7800 16,800	4100 8,800	5650 12,200	3050 6,600	5400 11,900	2950 6,450	7780 25'5"
–3000 mm –10'0"	kg lb	*12 450 *27,850	*12 450 *27,850	*15 350 *33,250	11 200 24,050	*10 850 *23,400	6050 13,050	7850 16,850	4100 8,850			6400 14,150	3450 7,600	6940 22'7"
–4500 mm –15'0"	kg lb			*12 200 *26,150	11 550 24,800	*8800 *18,700	6250 13,500					*6650 *14,600	4700 10,600	5590 18'0"

Reach Boom Lift Capacities – Counterweight: 4.55 mt (10,000 lb) – without Bucket

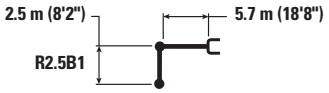

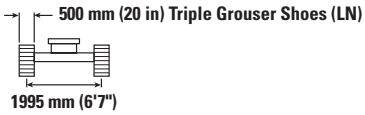

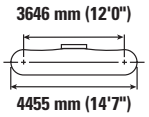

		3000 mm/10'0"		4500 mm/15'0"		6000 mm/20'0"		7500 mm/25'0"				
												mm ft/in
7500 mm 25'0"	kg lb									*5150 *11,400	*5150 *11,400	5610 17'11"
6000 mm 20'0"	kg lb					*5850 *12,850	4900 10,500			*4700 *10,400	3950 8,800	6840 22'2"
4500 mm 15'0"	kg lb			*7350 *15,900	7250 15,650	*6300 *13,750	4750 10,200	*5250	3350	*4600 *10,150	3300 7,300	7570 24'8"
3000 mm 10'0"	kg lb			*9250 *19,950	6750 14,550	*7150 *15,500	4550 9,750	5900 12,700	3300 7,050	*4750 *10,400	3000 6,600	7960 26'1"
1500 mm 5'0"	kg lb			*10 950 *23,600	6300 13,600	*8000 *17,300	4300 9,300	5800 12,500	3200 6,850	*5050 *11,100	2900 6,300	8050 26'4"
0 mm 0'0"	kg lb			*11 650 *25,250	6100 13,100	7900 17,000	4150 8,950	5750 12,300	3100 6,700	5350 11,800	2950 6,450	7860 25'9"
–1500 mm –5'0"	kg lb	*12 350 *28,100	11 200 24,000	*11 500 *24,900	6050 13,050	7850 16,900	4100 8,850			5900 13,000	3200 7,050	7350 24'0"
–3000 mm –10'0"	kg lb	*14 400 *31,250	11 350 24,400	*10 450 *22,600	6150 13,250	*7750 *16,550	4200 9,050			*6900 *15,250	3850 8,500	6460 21'0"
–4500 mm –15'0"	kg lb			*7800 *16,300	6400 13,850					*6750 *14,800	5650 12,750	4970 15'11"

ISO 10567

* Indicates that the load is limited by hydraulic lifting capacity rather than tipping load. The above loads are in compliance with hydraulic excavator lift capacity standard ISO 10567:2007. They do not exceed 87% of hydraulic lifting capacity or 75% of tipping load. Weight of all lifting accessories must be deducted from the above lifting capacities. Lifting capacities are based on the machine standing on a firm, uniform supporting surface. The use of a work tool attachment point to handle/lift objects, could affect the machine lift performance.

Lift capacity stays with ±5% for all available track shoes.

Always refer to the appropriate Operation and Maintenance Manual for specific product information.

320 GC Narrow Hydraulic Excavator Specifications

Bucket Specifications and Compatibility

	Linkage	Width		Capacity		Weight		Fill	Narrow Tier 4/Stage V 4.55 mt (10,000 lb) Reach Boom	
		mm	in	m^3	yd^3	kg	lb	%	R2.5 (8'2")	R2.9 (9'6")
Pin On (No Coupler)										
General Duty	B	600	24	0.46	0.61	555	1,223	100	●	●
	B	750	30	0.64	0.84	626	1,380	100	●	●
	B	1300	51	1.30	1.70	835	1,841	100	⊖	⊖
	B	1400	55	1.43	1.87	879	1,937	100	X	X
General Duty	B	600	24	0.46	0.60	550	1,212	100	●	●
	B	750	30	0.64	0.84	621	1,368	100	●	●
	B	1000	39	0.93	1.22	717	1,580	100	●	●
	B	1200	48	1.19	1.56	807	1,778	100	⦿	⊖
	B	1400	55	1.43	1.87	874	1,926	100	X	X
	B	1500	60	1.58	2.06	914	2,014	100	X	X
Heavy Duty	B	1050	42	1.00	1.31	892	1,967	100	●	⦿
	B	1200	48	1.19	1.56	917	2,022	100	⦿	⊖
	B	1300	52	1.30	1.70	974	2,148	100	⊖	○
Severe Duty	B	1050	42	1.00	1.31	948	2,091	90	●	⦿
	B	1200	48	1.20	1.57	1011	2,229	90	⦿	⊖
Ditch Cleaning	B	2000	78	1.22	1.60	869	1,916	100	⦿	⊖
Ditch Cleaning Tilt	B	2000	79	1.23	1.61	1096	2,417	100	⊖	○
Maximum load with pin-on (payload + bucket)								kg	3000	2750
								lb	6,526	6,019

The above loads are in compliance with hydraulic excavator standard EN474-5:2006+A3:2013, they do not exceed 87% of hydraulic lifting capacity or 75% of tipping capacity with front linkage fully extended at ground line with bucket curled.

Capacity based on ISO 7451:2007.

Bucket weight with General Duty tips.

Maximum Material Density:

- ● 2100 kg/m^3 (3,500 lb/yd^3)
- ⦿ 1800 kg/m^3 (3,000 lb/yd^3)
- ⊖ 1500 kg/m^3 (2,500 lb/yd^3)
- ○ 1200 kg/m^3 (2,000 lb/yd^3)
- X Not Recommended

Caterpillar recommends using appropriate work tools to maximize the value customers receive from our products. Use of work tools, including buckets, which are outside of Caterpillar's recommendations or specifications for weight, dimensions, flows, pressures, etc. may result in less-than-optimal performance, including but not limited to reductions in production, stability, reliability, and component durability. Improper use of a work tool resulting in sweeping, prying, twisting and/or catching of heavy loads will reduce the life of the boom and stick.

(continued on next page)

Bucket Specifications and Compatibility *(continued)*

	Linkage	Width		Capacity		Weight		Fill	Narrow Tier 4/Stage V 4.55 mt (10,000 lb) Reach Boom	
		mm	in	m^3	yd^3	kg	lb	%	R2.5 (8'2")	R2.9 (9'6")
With Pin Grabber Coupler										
General Duty	B	600	24	0.46	0.61	555	1,223	100	●	●
	B	750	30	0.64	0.84	626	1,380	100	●	●
	B	1300	51	1.30	1.70	835	1,841	100	○	○
	B	1400	55	1.43	1.87	879	1,937	100	○	◇
General Duty	B	600	24	0.46	0.60	550	1,212	100	●	●
	B	750	30	0.64	0.84	621	1,368	100	●	●
	B	1000	39	0.93	1.22	717	1,580	100	●	◉
	B	1200	48	1.19	1.56	807	1,778	100	⊖	○
	B	1400	55	1.43	1.87	874	1,926	100	○	◇
	B	1500	60	1.58	2.06	914	2,014	100	◇	◇
Heavy Duty	B	1050	42	1.00	1.31	892	1,967	100	⊖	⊖
	B	1200	48	1.19	1.56	917	2,022	100	○	○
	B	1300	52	1.30	1.70	974	2,148	100	○	◇
Severe Duty	B	1050	42	1.00	1.31	948	2,091	90	◉	⊖
	B	1200	48	1.20	1.57	1011	2,229	90	⊖	○
Ditch Cleaning	B	2000	78	1.22	1.60	869	1,916	100	○	○
Ditch Cleaning Tilt	B	2000	79	1.23	1.61	1096	2,417	100	○	◇
Maximum load with coupler (payload + bucket)								kg	2578	2328
								lb	5,684	5,133

The above loads are in compliance with hydraulic excavator standard EN474-5:2006+A3:2013, they do not exceed 87% of hydraulic lifting capacity or 75% of tipping capacity with front linkage fully extended at ground line with bucket curled.

Capacity based on ISO 7451:2007.

Bucket weight with General Duty tips.

Maximum Material Density:

- ● 2100 kg/m^3 (3,500 lb/yd^3)
- ◉ 1800 kg/m^3 (3,000 lb/yd^3)
- ⊖ 1500 kg/m^3 (2,500 lb/yd^3)
- ○ 1200 kg/m^3 (2,000 lb/yd^3)
- ◇ 900 kg/m^3 (1,500 lb/yd^3)

Caterpillar recommends using appropriate work tools to maximize the value customers receive from our products. Use of work tools, including buckets, which are outside of Caterpillar's recommendations or specifications for weight, dimensions, flows, pressures, etc. may result in less-than-optimal performance, including but not limited to reductions in production, stability, reliability, and component durability. Improper use of a work tool resulting in sweeping, prying, twisting and/or catching of heavy loads will reduce the life of the boom and stick.

(continued on next page)

Bucket Specifications and Compatibility *(continued)*

	Linkage	Width		Capacity		Weight		Fill	Narrow Tier 4/Stage V 4.55 mt (10,000 lb) Reach Boom	
		mm	in	m^3	yd^3	kg	lb	%	R2.5 (8'2")	R2.9 (9'6")
With CW40 Coupler										
General Duty	B	900	36	0.81	1.06	664	1,463	100	●	●
	B	1050	42	1.00	1.31	711	1,567	100	●	⦿
	B	1200	48	1.19	1.56	781	1,721	100	⊖	⊖
	B	1300	51	1.30	1.70	813	1,791	100	⊖	○
	B	1400	55	1.43	1.87	863	1,903	100	○	○
General Duty with Leveling Edge	B	650	26	0.70	0.92	567	1,249	100	●	●
	B	800	31	0.68	0.89	614	1,353	100	●	●
	B	1200	47	1.19	1.56	787	1,734	100	⊖	⊖
	B	1400	55	1.43	1.87	855	1,884	100	○	○
	B	1500	60	1.58	2.06	895	1,972	100	○	◇
Heavy Duty	B	600	24	0.46	0.61	618	1,363	100	●	●
	B	1200	48	1.19	1.56	886	1,953	100	⊖	○
	B	1300	52	1.30	1.71	944	2,081	100	○	○
Ditch Cleaning	B	2100	83	1.29	1.69	792	1,746	100	⊖	○
	B	2100	83	1.46	1.91	809	1,784	100	○	○
	B	1800	72	1.50	1.96	775	1,709	100	○	○
	B	1800	72	1.50	1.96	737	1,624	100	○	○
	B	2100	83	1.76	2.31	864	1,905	100	◇	◇
Ditch Cleaning Tilt	B	2000	79	1.23	1.61	1161	2,560	100	○	◇
Maximum load with coupler (payload + bucket)								kg	2750	2500
								lb	6,063	5,512
With CW40S Coupler										
General Duty	B	600	24	0.46	0.61	508	1,119	100	●	●
	B	750	30	0.64	0.84	592	1,305	100	●	●
	B	900	36	0.81	1.06	661	1,457	100	●	●
	B	1300	51	1.30	1.70	810	1,785	100	⊖	○
	B	1400	55	1.43	1.87	845	1,862	100	○	○
Heavy Duty	B	600	24	0.46	0.61	585	1,289	100	●	●
	B	1200	48	1.19	1.56	875	1,928	100	⊖	○
	B	1300	52	1.30	1.70	931	2,052	100	○	○
Ditch Cleaning	B	2000	78	1.22	1.60	815	1,797	100	⊖	○
	B	2200	87	1.36	1.78	880	1,940	100	○	○
Ditch Cleaning Tilt	B	2000	79	1.23	1.61	1142	2,518	100	○	◇
Maximum load with coupler (payload + bucket)								kg	2769	2519
								lb	6,105	5,553

The above loads are in compliance with hydraulic excavator standard EN474-5:2006+A3:2013, they do not exceed 87% of hydraulic lifting capacity or 75% of tipping capacity with front linkage fully extended at ground line with bucket curled.

Capacity based on ISO 7451:2007.

Bucket weight with General Duty tips.

Maximum Material Density:

- ● 2100 kg/m^3 (3,500 lb/yd^3)
- ⦿ 1800 kg/m^3 (3,000 lb/yd^3)
- ⊖ 1500 kg/m^3 (2,500 lb/yd^3)
- ○ 1200 kg/m^3 (2,000 lb/yd^3)
- ◇ 900 kg/m^3 (1,500 lb/yd^3)

Caterpillar recommends using appropriate work tools to maximize the value customers receive from our products. Use of work tools, including buckets, which are outside of Caterpillar's recommendations or specifications for weight, dimensions, flows, pressures, etc. may result in less-than-optimal performance, including but not limited to reductions in production, stability, reliability, and component durability. Improper use of a work tool resulting in sweeping, prying, twisting and/or catching of heavy loads will reduce the life of the boom and stick.

Attachments Offering Guide

Not all Attachments are available in all regions. Consult your Cat dealer for configurations available in your region.

✓ Match | * Working range front only | † Allowed usage on machine less than 50% | No Match

PIN-ON ATTACHMENTS			
Undercarriage		**LN**	
Counterweight		**4.55 mt (10,000 lb)**	
Boom Type		**Reach**	
Stick Length		**2.5 m (8'2")**	**2.9 m (9'6")**
Hydraulic Hammers	H115 S	✓	✓
	H120 GC S	✓	✓
	H120 S	✓	✓
	H130 GC S	✓†	
	H130 S	✓	✓†
Multi-Processors	MP318 Concrete Cutter Jaw	✓	✓
	MP318 Demolition Jaw	✓	✓
	MP318 Pulverizer Jaw	✓	✓
	MP318 Shear Jaw	✓	✓
	MP318 Universal Jaw	✓	✓
Demolition and Sorting Grapples	G317 GC	✓	✓
	G318	✓	✓
	G318 WH-800	✓	✓
	G318 WH-1100	✓	✓
Mobile Scrap and Demolition Shears	S3025	✓	✓
	S3025 Flat Top	✓	✓*
Pulverizers	P218 Secondary Pulverizer	✓	✓
	P318 Primary Pulverizer	✓	✓
Compactors (Vibratory Plate)	CVP110	✓	✓

(continued on next page)

Attachments Offering Guide *(continued)*

Not all Attachments are available in all regions. Consult your Cat dealer for configurations available in your region.

☐ No Match ● 1800 kg/m³ (3,000 lb/yd³) ○ 1200 kg/m³ (2,000 lb/yd³)

PIN-ON ATTACHMENTS *(continued)*			
Undercarriage		**LN**	
Counterweight		**4.55 mt (10,000 lb)**	
Boom Type		**Reach**	
Stick Length		**2.5 m (8'2")**	**2.9 m (9'6")**
Orange Peel Grapples	GSH420-500	●	●
	GSH420-600	●	●
	GSH420-750	●	●
	GSH425-750	○	○
	GSH425-950	○	
	GSH425-1150		
	GSH520-500	●	●
	GSH520-600	●	●
	GSH520-750	●	○
	GSH525-750	○	
	GSH525-950		
	GSV520 GC-400	●	●
	GSV520 GC-500	●	●
	GSV520 GC-600	●	●
	GSV520 GC-750	●	●
	GSV520-400	●	●
	GSV520-500	●	●
	GSV520-600	●	●
	GSV520-750	●	●
	GSV525-600	●	○
	GSV525-750	○	
Clamshell Grapples	CTV15-1000	○	○
	CTV15-1200	○	

(continued on next page)

Attachments Offering Guide *(continued)*

Not all Attachments are available in all regions. Consult your Cat dealer for configurations available in your region.

✓ Match | * Working range front only | † Allowed usage on machine less than 50% | No Match

CAT PIN GRABBER COUPLER ATTACHMENTS			
Undercarriage		**LN**	
Counterweight		**4.55 mt (10,000 lb)**	
Boom Type		**Reach**	
Stick Length		**2.5 m (8'2")**	**2.9 m (9'6")**
Hydraulic Hammers	H115 S	✓	✓
	H120 GC S	✓†	✓†
	H120 S	✓†	✓†
	H130 GC S	✓†*	
	H130 S	✓†	✓†
Multi-Processors	MP318 Concrete Cutter Jaw	✓	✓*
	MP318 Demolition Jaw	✓	✓*
	MP318 Pulverizer Jaw	✓*	
	MP318 Shear Jaw	✓	✓*
	MP318 Universal Jaw	✓*	
Demolition and Sorting Grapples	G317 GC	✓	✓
	G318	✓	✓*
	G318 WH-800	✓	✓*
	G318 WH-1100		
Mobile Scrap and Demolition Shears	S3025	✓*	
	S3025 Flat Top		
Pulverizers	P218 Secondary Pulverizer	✓*	
	P318 Primary Pulverizer	✓*	
Compactors (Vibratory Plate)	CVP110	✓	✓

(continued on next page)

Attachments Offering Guide *(continued)*

Not all Attachments are available in all regions. Consult your Cat dealer for configurations available in your region.

✓ Match | * Working range front only | † Allowed usage on machine less than 50% | No Match

CW-40S DEDICATED COUPLER ATTACHMENTS			
Undercarriage		**LN**	
Counterweight		**4.55 mt (10,000 lb)**	
Boom Type		**Reach**	
Stick Length		**2.5 m (8'2")**	**2.9 m (9'6")**
Hydraulic Hammers	H115 S	✓	✓
	H120 GC S	✓†	✓†
	H120 S	✓†	✓†
	H130 S	✓†	✓†
Multi-Processors	MP318 Concrete Cutter Jaw	✓	✓
	MP318 Demolition Jaw	✓	✓
	MP318 Pulverizer Jaw	✓	✓*
	MP318 Shear Jaw	✓	✓
	MP318 Universal Jaw	✓	✓
Demolition and Sorting Grapples	G317 GC	✓	✓
	G318	✓	✓
	G318 WH-800	✓	✓
	G318 WH-1100	✓	✓*
Mobile Scrap and Demolition Shears	S3025	✓*	
	S3025 Flat Top	✓*	
Pulverizers	P218 Secondary Pulverizer	✓	✓*
	P318 Primary Pulverizer	✓	✓*
Compactors (Vibratory Plate)	CVP110	✓	✓

(continued on next page)

Attachments Offering Guide *(continued)*

Not all Attachments are available in all regions. Consult your Cat dealer for configurations available in your region.

✓ Match | * Working range front only | † Allowed usage on machine less than 50% | No Match

CW-40 DEDICATED COUPLER ATTACHMENTS

Undercarriage		**LN**	
Counterweight		**4.55 mt (10,000 lb)**	
Boom Type		**Reach**	
Stick Length		**2.5 m (8'2")**	**2.9 m (9'6")**
Hydraulic Hammers	H115 S	✓	✓
	H120 GC S	✓†	✓†
	H120 S	✓†	✓†
	H130 GC S	✓†*	
	H130 S	✓†	✓†
Multi-Processors	MP318 Concrete Cutter Jaw	✓	✓
	MP318 Demolition Jaw	✓	✓
	MP318 Pulverizer Jaw	✓	✓*
	MP318 Shear Jaw	✓	✓
	MP318 Universal Jaw	✓	✓
Demolition and Sorting Grapples	G317 GC	✓	✓
	G317 GC Fixed CAN	✓	✓
	G318	✓	✓
	G318 Fixed CAN	✓	✓
	G318 WH-800	✓	✓
	G318 WH-1100	✓	✓*
Mobile Scrap and Demolition Shears	S3025	✓*	
	S3025 Flat Top	✓*	
Pulverizers	P218 Secondary Pulverizer	✓	✓*
	P318 Primary Pulverizer	✓	✓*
Compactors (Vibratory Plate)	CVP110	✓	✓

(continued on next page)

Attachments Offering Guide *(continued)*

Not all Attachments are available in all regions. Consult your Cat dealer for configurations available in your region.

✓ Match | * Working range front only | † Allowed usage on machine less than 50% | No Match

S70 DEDICATED COUPLER ATTACHMENTS			
Undercarriage		**LN**	
Counterweight		**4.55 mt (10,000 lb)**	
Boom Type		**Reach**	
Stick Length		**2.5 m (8'2")**	**2.9 m (9'6")**
Hydraulic Hammers	H115 S	✓	✓
	H120 GC S	✓†	✓†
	H120 S	✓†	✓†
	H130 S	✓†	✓†
Multi-Processors	MP318 Concrete Cutter Jaw	✓	✓*
	MP318 Demolition Jaw	✓	✓*
	MP318 Pulverizer Jaw	✓	
	MP318 Shear Jaw	✓	✓
	MP318 Universal Jaw	✓	✓*
Demolition and Sorting Grapples	G317 GC	✓	✓
	G318	✓	✓*
	G318 WH-800	✓	✓
	G318 WH-1100	✓*	
Mobile Scrap and Demolition Shears	S3025 Flat Top		
Pulverizers	P218 Secondary Pulverizer	✓	✓*
	P318 Primary Pulverizer	✓	
Compactors (Vibratory Plate)	CVP110	✓	✓

(continued on next page)

Attachments Offering Guide *(continued)*

Not all Attachments are available in all regions. Consult your Cat dealer for configurations available in your region.

✓ Match | * Working range front only | † Allowed usage on machine less than 50% | No Match

HCS70 COUPLER ATTACHMENTS			
Undercarriage		**LN**	
Counterweight		**4.55 mt (10,000 lb)**	
Boom Type		**Reach**	
Stick Length		**2.5 m (8'2")**	**2.9 m (9'6")**
Hydraulic Hammers	H115 S	✓	✓
	H120 S	✓†	✓†
	H130 S	✓†	✓†
Multi-Processors	MP318 Concrete Cutter Jaw	✓	
	MP318 Demolition Jaw	✓	
	MP318 Pulverizer Jaw	✓*	
	MP318 Shear Jaw	✓	✓*
	MP318 Universal Jaw	✓	
Demolition and Sorting Grapples	G317 GC	✓	✓
	G318	✓	
	G318 WH-800	✓	✓*
	G318 WH-1100		
Mobile Scrap and Demolition Shears	S3025 Flat Top		
Pulverizers	P218 Secondary Pulverizer	✓*	
	P318 Primary Pulverizer	✓*	
Compactors (Vibratory Plate)	CVP110	✓	✓

(continued on next page)

Attachments Offering Guide *(continued)*

Not all Attachments are available in all regions. Consult your Cat dealer for configurations available in your region.

✓ Match | * Working range front only | † Allowed usage on machine less than 50% | No Match

HCS70/55 COUPLER ATTACHMENTS

Undercarriage		**LN**	
Counterweight		**4.55 mt (10,000 lb)**	
Boom Type		**Reach**	
Stick Length		**2.5 m (8'2")**	**2.9 m (9'6")**
Hydraulic Hammers	H115 S	✓	✓
	H120 S	✓†	✓†
	H130 S	✓†	✓†
Multi-Processors	MP318 Concrete Cutter Jaw	✓*	
	MP318 Demolition Jaw	✓*	
	MP318 Pulverizer Jaw	✓*	
	MP318 Shear Jaw		
	MP318 Universal Jaw	✓	✓*
Demolition and Sorting Grapples	G317 GC	✓*	
	G318	✓	✓
	G318 WH-800	✓*	
	G318 WH-1100	✓	✓*
Mobile Scrap and Demolition Shears	S3025 Flat Top		
Pulverizers	P218 Secondary Pulverizer		
	P318 Primary Pulverizer		
Compactors (Vibratory Plate)	CVP110	✓	✓

BOOM-MOUNT ATTACHMENTS

Undercarriage		**LN**
Counterweight		**4.55 mt (10,000 lb)**
Boom Type		**Reach**
Mobile Scrap and Demolition Shears	S2050	✓
	S3035	✓
	S3035 Flat Top	✓

Standard and Optional Equipment

Standard and optional equipment may vary. Consult your Cat dealer for details.

	Standard	Optional
CAB		
ROPS, standard sound suppression	✓	
High-resolution 203 mm (8") LCD touchscreen monitor	✓	
Auto bi-level air conditioner	✓	
Jog dial and shortcut keys for monitor control	✓	
Keyless push-to-start engine control	✓	
Height-adjustable console, three steps with tool	✓	
Fixed left-side console	✓	
Cat Stick Steer		✓
Air suspended comfort seat	✓	
51 mm (2") orange seat belt	✓	
Bluetooth integrated radio (no USB, aux port or microphone)	✓	
12V DC outlets	✓	
Document storage	✓	
Cup and bottle holders	✓	
Openable two-piece front window	✓	
Upper radial wiper with washer	✓	
Openable steel hatch	✓	
LED dome light	✓	
Roller front sunscreen	✓	
Roller rear sunscreen		✓
Rear window emergency exit	✓	
Washable floor mat	✓	
Beacon ready	✓	

	Standard	Optional
ENGINE		
Two selectable power modes	✓	
Auto engine speed control	✓	
Auto engine idle shutdown	✓	
Work up to 3000 m (9,842.5 ft) above sea level without engine power de-rating	✓	
52° C (125° F) high-ambient cooling capacity	✓	
Cold starting capability for –32° C (–25° F)	✓	
Double element air filter with integrated pre-cleaner	✓	
Electric fuel priming pump	✓	
Electric cooling fans with auto-reverse function	✓	
Biodiesel capability up to B20	✓	
HYDRAULIC SYSTEM		
Boom and stick regeneration circuits	✓	
Boom/stick lowering check valves	✓	
SmartBoom	✓	
Electronic main control valve	✓	
Auto warm up	✓	
Auto two-speed travel	✓	
Boom and stick drift reduction valve	✓	
Element type main hydraulic filter	✓	
Slider joysticks	✓	
Tandem type electronic main pump	✓	
Advanced Tool Control	✓	
Medium pressure circuit		✓
Quick coupler circuit for Cat Pin Grabber and CW Dedicated	✓	

(continued on next page)

Standard and Optional Equipment *(continued)*

Standard and optional equipment may vary. Consult your Cat dealer for details.

	Standard	Optional
UNDERCARRIAGE AND STRUCTURES		
500 mm (20 in) triple grouser track shoes	✓	
Segmented track guiding guards		✓
Bottom guard	✓	
Travel motor guards	✓	
Grease lubricated track links	✓	
4.55 mt (10,000 lb) counterweight	✓	
Semi-HD swing frame		
Base frame with HD track rollers and standard carrier rollers	✓	
Final drive with bio oil capable travel motor	✓	
BOOM, STICKS AND LINKAGES		
5.7 m (18'8") Reach boom	✓	
2.9 m (9'6") Reach stick		✓
2.5 m (8'2") Reach stick		✓
Bucket linkage, B1-family with lifting eye		✓
Bucket linkage, B1-family without lifting eye		✓
ELECTRICAL SYSTEM		
1,000 CCA maintenance-free batteries (×2)	✓	
Centralized electrical disconnect switch	✓	
Programmable time-delay LED working lights	✓	
LED chassis light, boom lights, cab lights	✓	

	Standard	Optional
CAT TECHNOLOGY		
Cat Product Link	✓	
Auto hammer stop	✓	
SERVICE AND MAINTENANCE		
S·O·S sampling ports	✓	
Ground-level second dipstick for engine oil	✓	
Side entry to service platform	✓	
SAFETY AND SECURITY		
Rear and right-hand-sideview cameras		✓
Cab mirror for RH side track edge	✓	
Cat PL161 Attachment Locator		✓
Neutral lever (lock out) for all controls	✓	
Anti-skid plate and countersunk bolts on service platform	✓	
Ground-level accessible secondary engine shutoff switch	✓	
RH handrail and handhold (ISO 2867:2011 compliant)	✓	
FOGS guards		✓

Dealer Installed Kit and Attachments

Attachments may vary. Consult your Cat dealer for details.

CAB

- Radial lower wiper for 70/30 with washer
- LH/RH electrical pedal for tool control
- Polycarbonate roof hatch
- P5A laminated glass front windshield and roof hatch

SAFETY AND SECURITY

- Bluetooth receiver kit

SERVICE AND MAINTENANCE

- Grease gun holder

GUARDS

- Swivel guard
- FOGS (not compatible with cab light cover, rain protector)
- Mesh guard full front (not compatible with cab light cover, rain protector)
- Mesh guard lower half front

For more complete information on Cat products, dealer services, and industry solutions, visit us on the web at **www.cat.com**

© 2021 Caterpillar
All rights reserved

Materials and specifications are subject to change without notice. Featured machines in photos may include additional equipment. See your Cat dealer for available options.

CAT, CATERPILLAR, LET'S DO THE WORK, their respective logos, "Caterpillar Corporate Yellow," the "Power Edge" and Cat "Modern Hex" trade dress as well as corporate and product identity used herein, are trademarks of Caterpillar and may not be used without permission.

AEXQ2215-05 (08-2021)
Replaces AEXQ2215-04
Build Number: 07E
(Europe)